

Structural stability Investigation on Nickel Alloy-901 and Rane-77 made Gas Turbine Guide Vanes with Impingement Cooling

Dr.R.Saravanan^{#1}, M.Karuppasamy^{*2}

^{#1}Principal & Professor (Mechanical Engineering, Elenki Institute of Engineering and Technology, Affiliated to JNTU Hyderabad, Patalguda, Hyderabad -502319, TS, India.

^{#2}Associate Professor, Department of Mechanical Engineering, S.Veerassamy Chettiar College of Engineering and Technology, Puliangudi -627855, Tamil Nadu, India.

Abstract — Gas turbine efficiency is directly proportional to inlet temperature. Increase of temperature increases the thermal efficiency and power output. Structural stability of the material depends on the shape, material and load. It is required to analyze the structural stability of such gas turbine components at elevated temperature. The cooling design is hollow portion and greatly influence on the structural stability of gas turbine components. This research focuses on the material influence on guide vane with impingement cooling design. The high temperature super alloys like Nimonic 901 and Rane 77 were considered for the analysis. The Pro –E and ANSYS R14 were used for design and FEM analysis respectively.

Keywords — Guide Vane, Gas Turbine, Impingement cooling, ANSYS, PRO-E. Structural Stability NIMONIC 901, RENE 77.

I. INTRODUCTION (SIZE 10 & BOLD)

Gas turbines have extensive applications like locomotive, power generation, marine propulsion, aircraft and other industrial prime movers. The overall temperature difference is reason for thermal efficiency and work output of a thermal device. Hence the gas turbine operates as much as high temperature about 1000 to 1500°C [1-3]. In particularly aerospace applications operates gas turbines higher inlet temperature like 1,727°C [4-6], and with a high pressure ratio about 50 at compressor [6]. Such high temperatures causes thermal damages (melting, corrosion, oxidation and erosion) [7] and degradation of local or global structural strengths of blades, vanes and other components and it was estimated that half of the lifespan of the blades gets reduced due to small temperature difference by improper cooling [3,6,9]. The damages include blade trailing-edge cracks [8], buckling and risk of blade failure [11], thermal-fatigue [8,10,11], Many studies were conducted on optimization of lip thickness to slot height ratio (t/H) in trailing edge cooling of blades and vanes [12 -17]

in which Kacker *et al.* [12,13] considered lip thickness constant to estimate film cooling effectiveness, Taslim *et al* [14,15] varies slot geometries and blowing ratios. The t/H ratio from 0.5 to 1, decrease the overall film-cooling effectiveness by about 10% [14-16]. The decreases of t/H ratio, increases the film-cooling effectiveness [17-19]. [20] considered a a rectangular divergent channel which consists of serpentine shape with ribs, dimples/protrusions, guide vanes, and pin fins at the tip turning the region for his heat transfer studies. [21] studied the cooling performance at tip surfaces of guide vanes and blades at turning regions and insisted the importance of proper design to obtaining desired effects. [22] recommended installing guide vanes in the tip turning regions most suitable way to improve cooling of tip surfaces. [23] insisted that selection appropriate cooling technique with respect to configuration is must. The authors suggested two pass channels cooling at moving blades. This research work investigates with materials behaviors at elevated temperature for impingement cooling design on gas turbine fixed blade (guide vane). The Pro-E and ANSYS are employed to design and analysis. ANSYS is generally the preferred tool for analyzing structural stability. [24] used CATIA and ANSYS to design and investigate the structural stability of various components of Two-Wheeled Inverted Pendulum. In later [25] investigated the suitability of Kevlar29/epoxy composite for drive shaft. The influence of cooling design such as impingement and shower head type on gas turbine guide vanes which are made up of Nimonic 901[26], RENE 77 [27], CMSX 4 [28] were reported. The sample guide vane of gas turbine is shown in Figure.1. This research work includes the software tools like PRO/E and ANSYS 14.5 for pursuing the investigation of material stability under high temperature for the desired design of cooling on the guide vanes (fixed blades) of gas turbines.

II. MATERIALS AND METHODS

The Nickel Alloy 901 and RENE 77 were considered as materials for guide vanes of the gas turbines. The modelling and Structural Stability investigations like displacement analysis, Stress Analysis and strain analysis were carried out.

A. NICKEL ALLOY 901/ NIMONIC 901

It is also nickel based super alloy widely applicable at high temperature environments. Superior creep resistance, high yield strength, good forging characters, etc. at elevated temperature are the merits of this material. Its significant properties were included in the structural stability analysis..

B. RENE 77

It is preferred for high temperature applications about 1000oC like aviation, petroleum, gas turbine, space flight, ship, etc. because of its significant properties at elevated temperatures like excellent oxidation resistance, with stand at long term stress, creep properties, reliable in physical and chemical properties, good impact and toughness strengths etc. values of such unique properties were included in the analysis.

C. STRUCTURAL ANALYSIS

The modelling works were carried out Pro/E and analysis works were done at ANSYS 14.5 work bench. The dimensional particulars of the guide vane with impingement cooling design is shown in Figure 2. The 3D meshed model is presented in Figure 3. The structural analysis like stress analysis, strain analysis and displacement analysis were considered. The comparative study of materials involved in manufacture them is focused on this research. The young's modulus 201000 Mpa, the

blades. In case of RENE 77 made blades, the young's modulus 200000 MPa, Poisson Ratio 0.30, material density 0.000077 kg/mm³. In the meshed model made with 186 nodes, and pressure 0.188 N.mm². The displacement analysis carried at ANSYS 14.5 work bench. The displacement with respect to turbine load was observed and shown them for NIMONIC 901 made blades in Figure 4 and for RENE 77 made blades in Figure 5. The maximum displacements were observed on the concave side of cooling passage near by its sharp turning. The stress analysis for the above said blades. The Figure 6 for NIMONIC 901 made blades and the Figure 7 for RENE 77 made blades. Similarly for strain analysis were depicted in Figure 8 and figure 9 forv the NIMONIC 901 made blades and RENE 77 made bladesrespectively.



Fig. 1 Fixed blade (Guide vane)

Material density 0.0000814 kg/mm³, Poisson Ratio 0.24 were considered for NIMONIC 901 made

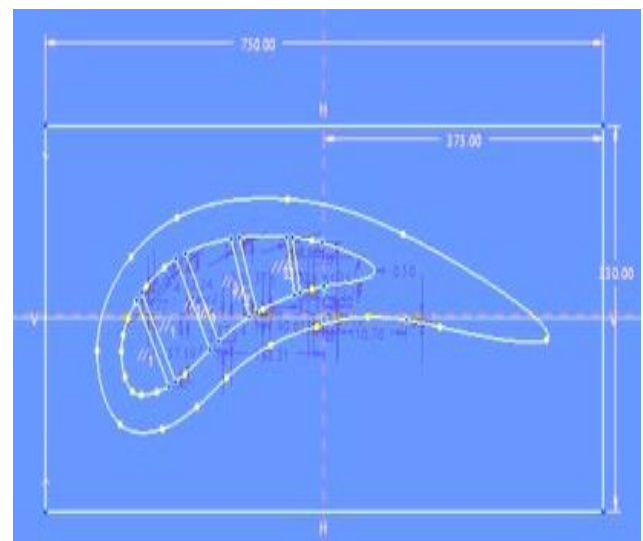


Fig. 2 2D-model of Guide vane with impingement cooling design

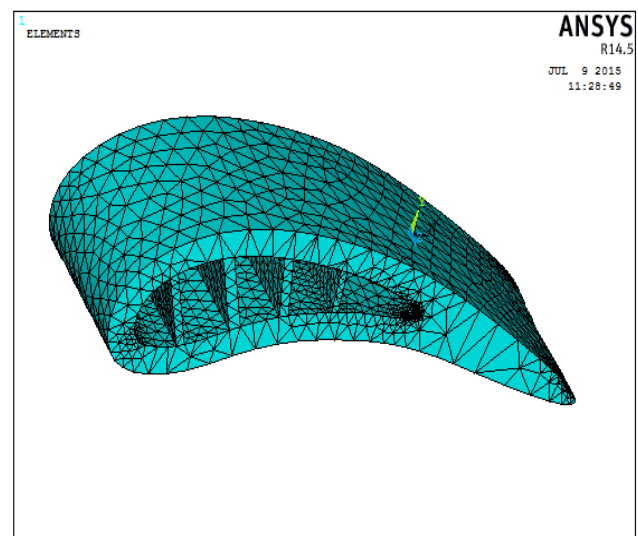


Fig. 3 Meshed model of Guide vane with impingement cooling design

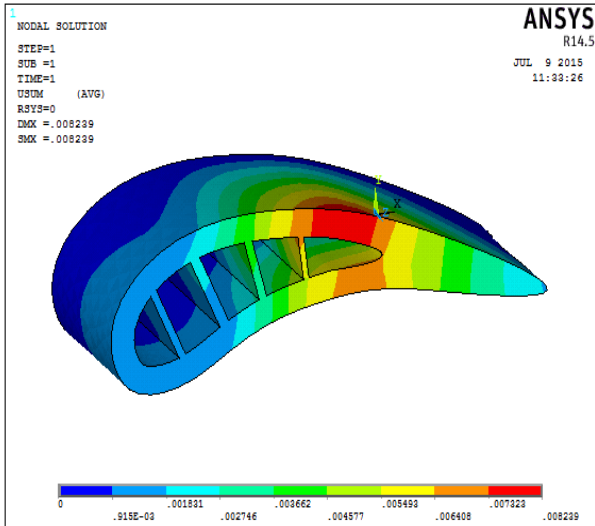


Fig. 4 Displacement analysis for Nimonic 901 blades

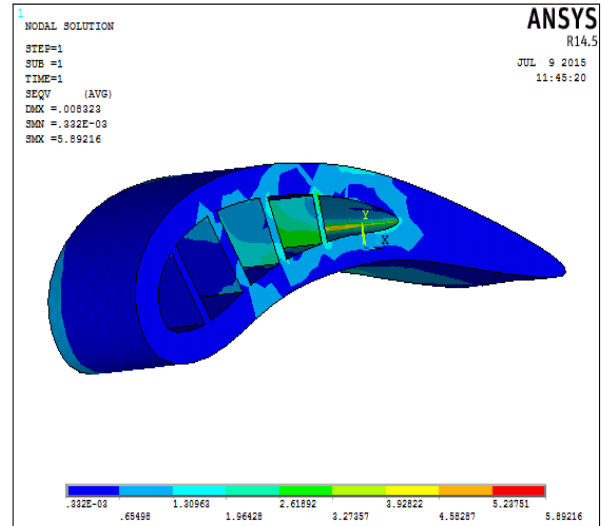


Fig. 7 The stress analysis for RENE 77 made blades

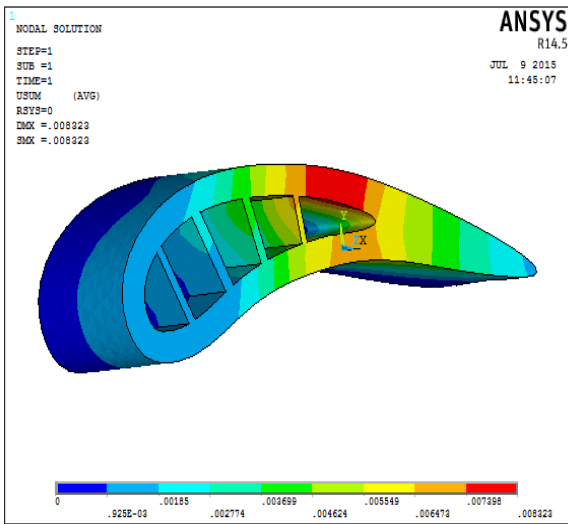


Fig 5 The displacement analysis for RENE 77 blades

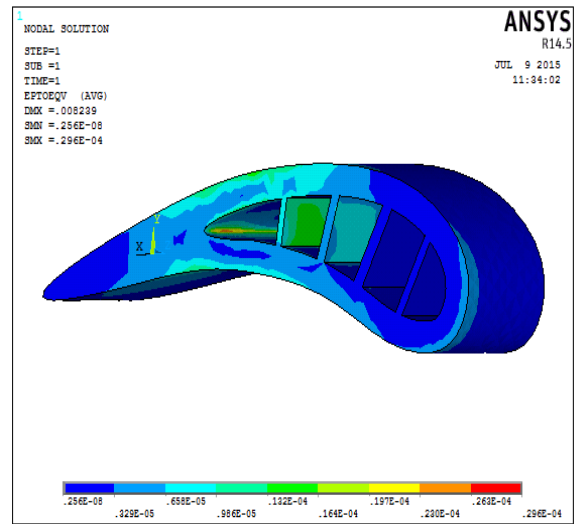


Fig. 8 The strain analysis for Nimonic 901 blades

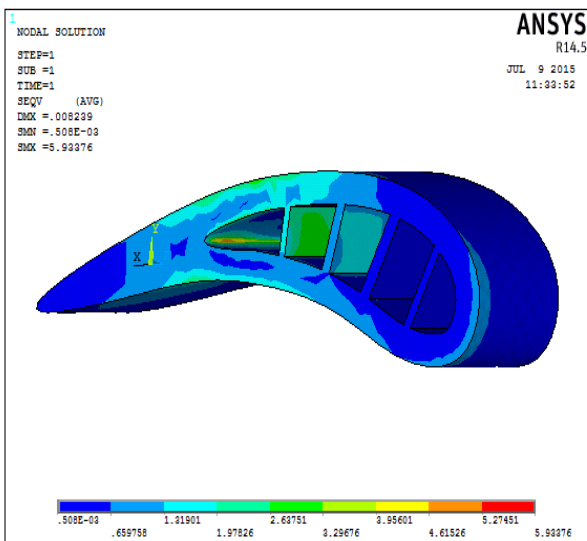


Fig. 6 The stress analysis for Nimonic 901 made blades

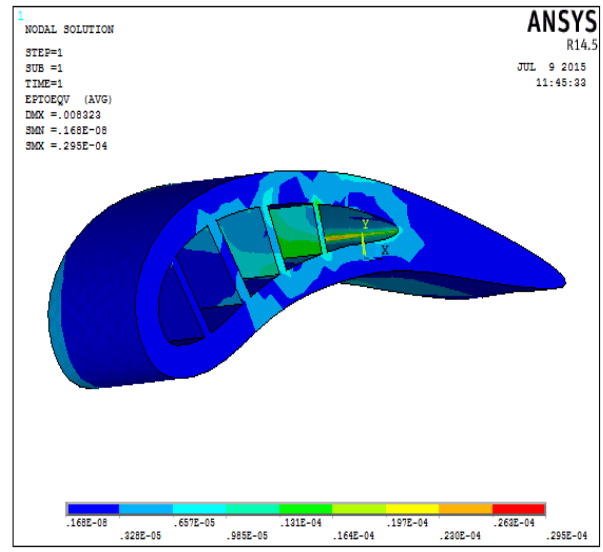


Fig. 9 The strain analysis for RENE 77 made blades

TABLE I
RESULTS OF STRUCTURAL ANALYSIS

Guide Vane made up of	Displacement (mm)	Stress (N/mm ²)	Strain
NIMONIC-901	0.008239	5.93376	0.296e-4
RENE-77	0.008323	5.89216	0.295e-4

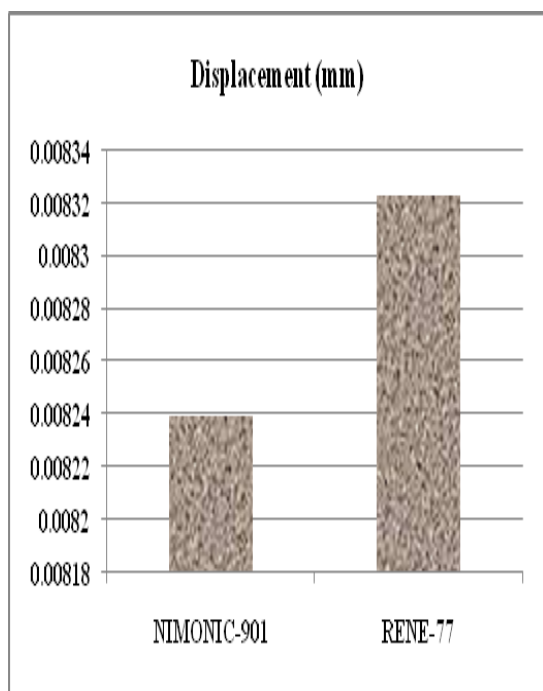


Fig. 10 The results of Displacement Analysis

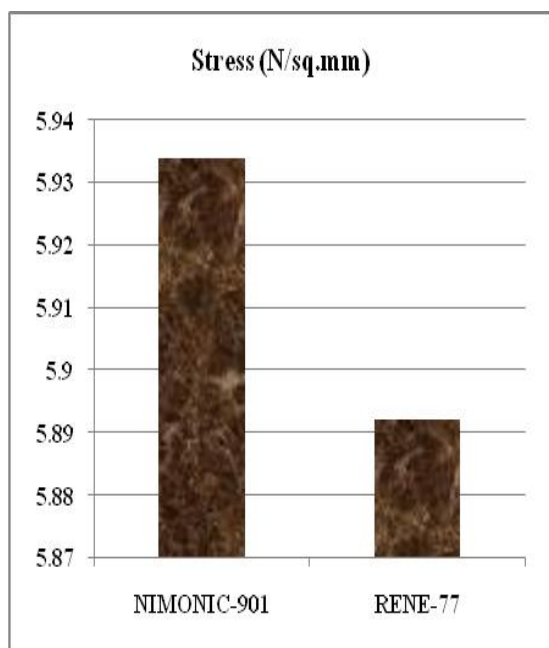


Fig. 11 The results of Stress Analysis

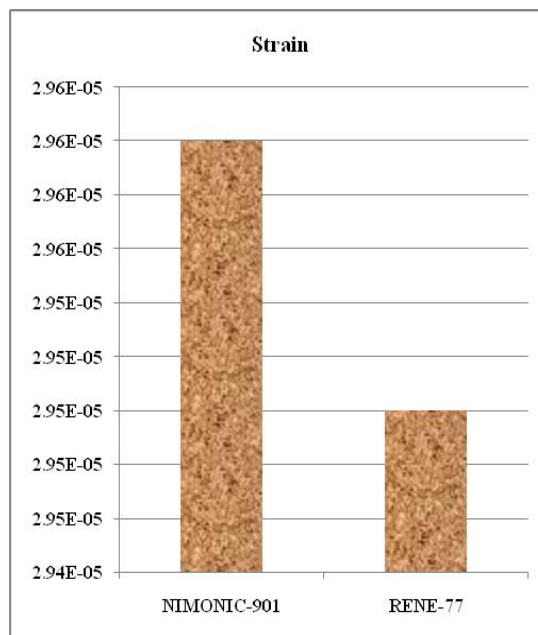


Fig. 12 The results of Strain Analysis

III. RESULTS AND DISCUSSIONS

The structural analysis on NIMONIC-901 and RENE 77 made guide vanes with impingement type cooling design were carried out and reported results in the Table1. The results of Structural Analysis were compared in Figure10 for displacement analysis, Figure 11 for the Stress analysis and the Figure 12 for the Strain Analysis. The result reveals that both the materials are performing well under in the tested condition for displacement as well as strain. The stress bearing capacity per square millimeter little higher for NIMONIC-901 (Refer Figure 10). The higher values of stress, strain and displacements were noticed at a sharp turning of cooling design and its nearby. Hence the sharp turning may be avoided.

IV. CONCLUSIONS

Cooling is indispensable for guide vanes of gas turbines. The cooling design and material which it is made up of are responsible for structural stability of them at elevated temperature. The NIMONIC-901 and RENE 77 materials were considered for investigation with impingement type cooling design on guide vanes. The NIMONIC-901 exhibits little more stress bearing capacity and equivalent displacement and strain with RENE 77. The influence of design was noticed that regardless of materials the more Displacement, stress and strain were encountered at the sharp turning of cooling design. The sharp turning may be avoided in the design.

REFERENCES

- [1] J. C. Han and S. Ekkad, "Recent Studies in Turbine Blade Film Cooling," *J. Rotating Machinery*, vol. 7, no. 1, p. 21–40, 2001.
- [2] J. C. Han, "Recent Studies in Turbine Blade Cooling," *J. Rotating Machinery*, vol. 10, no. 6, p. 443–457, 2004.
- [3] B. Facchini, B. Innocenti and L. Tarchi, "Pedestal and Endwall Contribution in Heat Transfer in Thin Wedge Shaped Trailing Edge," in *ASME Paper No. GT-2004-53152*, Vienna, Austria, 2004.
- [4] P. Martini, A. Schulz and S. Wittig, "Experimental and Numerical Investigation of Trailing Edge Film Cooling by Circular Wall Jets Ejected from a Slot with Internal Rib Arrays," in *ASME Paper No. GT-2003-38157*, 2003.
- [5] P. Martini and A. Schulz, "Experimental and Numerical Investigation of Trailing Edge Film Cooling by Circular Wall Jets Ejected from a Slot with Internal Rib Arrays," *J. Turbomachinery*, vol. 126, no. 2, p. 229–236, 2004.
- [6] Sunden B, Xie G. Gas turbine blade tip heat transfer and cooling: a literature survey. *Heat Transf Engineering*; 31: 527-54, 2010.
- [7] T. Horbach, A. Schulz and H. -J. Bauer, "Trailing Edge Film Cooling of Gas Turbine Airfoils – External Cooling Performance of Various Internal Pin Fin Configurations," *J. Turbomachinery*, vol. 133, no. 4, pp. 041006-1 – 041006-9, 2011.
- [8] Z. Yang and H. Hu, "An Experimental Investigation on the Trailing-edge Cooling of Turbine Blades," *J. Propulsion and Power Research*, vol. 1, no. 1, p. 36–47, 2012.
- [9] B. Facchini, F. Simonetti and L. Tarchi, "Experimental Investigation of Turning Flow Effects on Innovative Trailing Edge Cooling Configurations with Enlarged Pedestals and Square or Semicircular Ribs," in *ASME Paper No. GT-2009-59925*, Orlando, Florida, USA, 2009.
- [10] J. Choi, S. Mhetras, J. -C. Han, S. Lau and R. Rudolph, "Film Cooling and Heat Transfer on Two Cutback Trailing Edge Model with Internal Performance Blockages," *J. Heat Transfer*, vol. 130, no. 1, p. 012201, 2008.
- [11] A. L. Brundage, M. W. Plesniak, P. B. Lawless and S. Ramadhyani, "Experimental Investigation of Airfoil Trailing Edge Heat Transfer and Aerodynamic Losses," *J. Experimental Thermal and Fluid Science*, vol. 31, no. 3, p. 249–260, 2007.
- [12] S. C. Kacker and J. Whitelaw, "The Effect of Slot Height and Slot-Turbulence Intensity on the Effectiveness of the Uniform Density, Two Dimensional Wall Jet," *J. Heat Transfer*, vol. 90, no. 4, p. 469–475, 1968.
- [13] S. C. Kacker and J. H. Whitelaw, "An Experimental Investigation of Slot Lip Thickness on Impervious Wall Effectiveness of the Uniform Density, Two-Dimensional Wall Jet," *J. Heat and Mass Transfe*, vol. 12, no. 9, p. 1196–1201, 1969.
- [14] N. E. Taslim, S. D. Spring and B. P. Mehlmann, "An Experimental Investigation of Film Cooling Effectiveness for Slot Various Exit Geometries," *AIAA Paper No. 90-2266*, 1990.
- [15] N. E. Taslim, S. D. Spring and B. P. Mehlmann, "Experimental Investigation of Film Cooling Effectiveness for Slot of Various Exit Geometries," *J. Thermophysics and Heat Transfer*, vol. 6, no. 2, p. 302–307, 1992.
- [16] F. J. Cunha and M. K. Chyu, "Trailing-Edge Cooling for Gas Turbines," *J. Propulsion and Power*, vol. 22, no. 2, p. 286–300, 006.
- [17] R. J. Goldstein, "Film Cooling," *J. Advance Heat Transfer*, vol. 7, p. 321–379, 1971.
- [18] S. Sivasegaram and J. Whitelaw, "Film Cooling Slots: The Importance of Lip Thickness and Injection Angle," *J. Mechanical Engineering Science*, vol. 11, no. 1, p. 22–27, 1969.
- [19] W. Burns and J. Stollery, "The Influence of Foreign Gas Injection and Slot Geometry on Film Cooling Effectiveness," *J. Heat and Mass Transfer*, vol. 12, no. 8, p. 935–951, 1969.
- [20] Lee MS, Jeong SS, Ahn SW, Han JC. Effects of angled ribs on turbulent heat transfer and friction factors in a rectangular divergent channel. *Int J Therm Sci*. vol.84, pp.1-8, 2014.
- [21] Xie Gongnan, Zhang Weihong, Sund_en Bengt. Computational analysis of the influences of guide ribs/vanes on enhanced heat transfer of a turbine blade tip-wall. *Int J Therm Sci*. vol.51, pp.184-94, 2012.
- [22] Lei Jiang, Li SJ, Han JC, Zhang L, Moon HK. Effect of a turning vane on heat transfer in rotating multipass rectangular smooth channel. *J Thermophys Heat Transf*. vol.28, no.3, pp.417-27, 2014.
- [23] Wang Chenglong, Wang Lei, Sund_en Bengt. Heat transfer and pressure drop in a smooth and ribbed turn region of a two-pass channel. *Appl Therm Eng*. vol.85, pp.225-33, 2015.
- [24] R. Saravanan, R. Pugazhenthii, P. Vivek and M. Santhanam, "Design and Simulation of a Two-Wheeled Inverted Pendulum - a Balanced, Easy Moving Vehicle for the Material Handling", *American-Eurasian Journal of Scientific Research*. vol. 11, no. 3, pp.189-198, 2016.
- [25] R. Saravanan, P Vivek, T Vinod Kumar, Is Kevlar29/Epoxy Composite an Alternate for Drive Shaft?, *Journal of Advances in Mechanical Engineering and Science*, vol. 2, no. 3, pp. 1-13, 2016.
- [26] Dr.R.Saravanan and G.Vinoth Reddy, "Structural Investigation on Nemonic-901 Made Gas Turbine Guide Vanes" *Global Journal of Engineering Science and Research Management*, vol.4, no. 4, pp-89-94, 2017.
- [27] Dr.R.Saravanan and G.Vinoth Reddy, "Structural Investigation on Cooling Design influences in Rene-77 made Gas Turbine Guide Vanes " *International Journal of Advanced Scientific Technologies, Engineering and Management Sciences*, vol.3, no. 5, pp.7-11, 2017.
- [28] Dr.R.Saravanan and G.Vinoth Reddy, "Investigation On Influence of Cooling Design In Structural Stability Of CMSX-4 Made Gas Turbine Guide Vanes" *International Journal of Science and Research*, vol.6, no.4, pp. 2522-2526, 2017.