

Review Article

A Comparative Performance Analysis of Modeling and Simulation Tools for Smart Grid

Rashi Singh¹, Nasib Singh Gill², Preeti Gulia³

^{1,2,3}Department of Computer Science & Applications, Maharshi Dayanand University, Rohtak, Haryana, India

rashi.rs.dcsa@mdurohtak.ac.in

Received: 04 March 2022

Revised: 19 April 2022

Accepted: 22 April 2022

Published: 26 April 2022

Abstract - A smart grid is a comprehensive system that integrates various components with the power system and communication infrastructure to control it. As the communication infrastructure began to integrate, the potential security risks increased. Unlike the existing IT system, controlling the power system involves physical operations and processes, leading to new risks amplifying even existing risks. However, availability is more important than anything else in the system, so it is necessary to identify possible threats in advance in the smart grid system. The Smart Grid is the need of the hour, which essentially requires testing different scenarios and conditions to meet the realistic and real-time requirements. Therefore, various potential risks need to be analyzed that may help in establishing modelling and simulations to meet the requirements. This paper presents the review and comparative analysis of simulation tools and modelling Plug-ins.

Keywords - Smart grid, Simulators, Modeling Tools, Co-simulators, Internet of Things (IoT).

1. Introduction

The direct current (DC) has many drawbacks, and the alternate current (AC) is introduced to overcome these drawbacks. In the early stage of the invention of AC, it was impossible to think about storing it. It was not demand-driven, and there was no hierarchical structure in any phase (Transmission, distribution, generation). [1]. To overcome these challenges, the smart grid emerges as a revolution in the field of grid systems [2]. Smart grid includes IoT technologies (sensors, Radio-frequency identification (RFID) tags), data analytics with artificial intelligence and machine learning for load profiling, forecasting demand, communication technologies, and standards to communicate data to and forth smart meters and generation units and other various technologies from Industry 4.0 [3]. Some of the key characteristics of the smart grid are briefed below: -

1.1 Self-healing

It uses the FLISR (fault location, isolation, and service restoration) technology, minimizes blackout, continuous self-assessment, analyzes, reacts, inspects, and autonomous response to the situation [4].

1.2 Flexible

The electricity is on-demand, pricing is according to peak/non-peak hours, the controlling of all the equipment of home from the smart meter only, the real-time monitoring of electricity consumption and bidding of the price of electricity all these features make the grid flexible [5].

1.3 Decentralized Energy Generation

Now, the energy is generated and stored closer to the consumers utilizing renewable energy sources like wind,

hydro and solar. One can also generate electricity on their premises and consume it according to their need, and the excess amount of energy can be sold out to the utility [6].

The paper is organized into five sections: Section II presents smart grid components, network, and architecture, Section III explores the tools for implementing the smart environment, and details various simulators and co-simulators. Section IV presents a comparative performance analysis of some of the simulators based on their performance and efficiency. Section V describes the conclusion of the paper.

2. Smart Grid Architecture

The smart grid consists of a smart meter (SM), advanced metering infrastructure (AMI), communication channel, substation, and electric vehicles. The power is generated at the substation and transmitted through the micro-grid to consumers. The network architecture of the smart grid is shown in Fig. 1.

The smart meter controls energy consumption by each socket/equipment through Home Area Network (HAN) [7]. A smart meter identifies the number of appliances working in a home amount of energy consumed at home, controls the electricity consumption at peak/non-peak hours, and sends the consumed amount of electricity to the utility for the billing purpose [8]. The energy consumption notifications emergency messages are sent to the customer through General Packet Radio Service (GPRS) technology. All the equipment/sockets of the home are connected to the smart meter through a home area network such as Zigbee, Ethernet (wired/wireless), and Bluetooth. Once the smart meter holds on to all the data, it sends it to the AMI. The



connection of SM and AMI is through Neighbor Area Networks (NAN) topology. NAN is a network of various smart meters and gateways connecting in a tree, star, or mesh network. The devices in HAN and NAN are mostly wireless. All the data from AMI sends to utility servers

through Wide Area Network (WAN). WAN uses fibre optics, GSM/LTE/3G/4G, WIMAX, and satellites for communication [9][10]. Here is a list of technologies used in HAN, NAN, and WAN, along with their data rate and coverage rang.

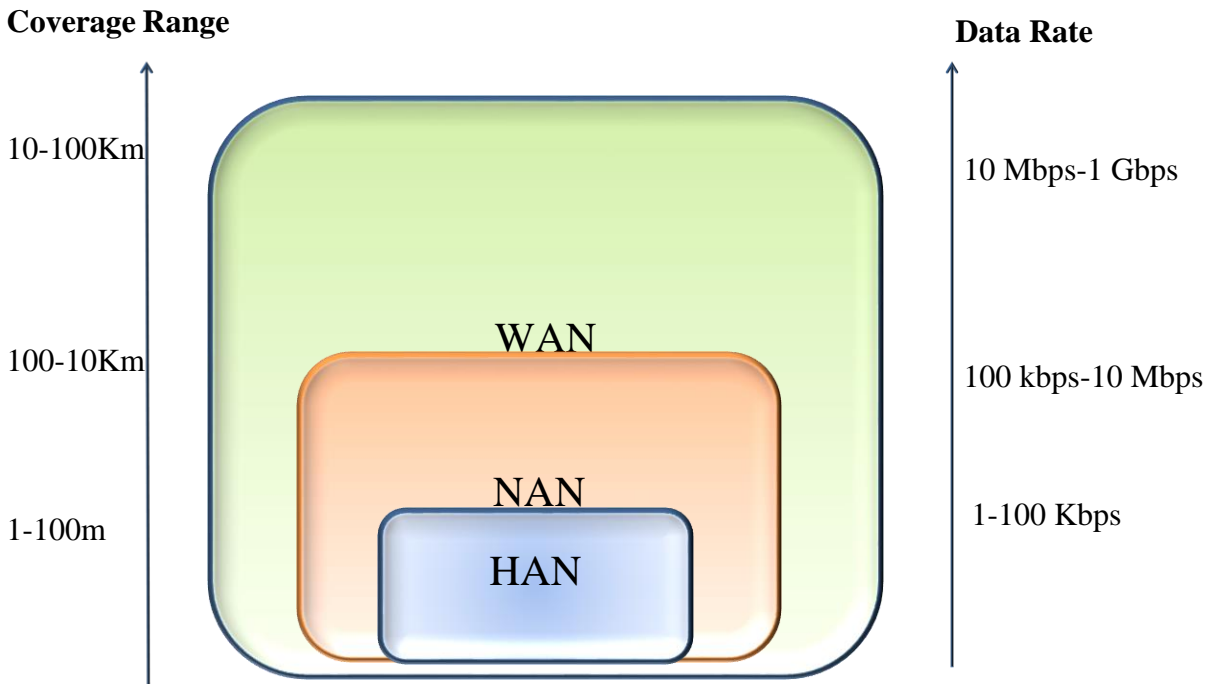


Fig. 1 Network Architecture

Table 1. Technology along with Specifications

Sr. No	Technology	Standard/Proprietary	Data Rate	Coverage Range	HAN	NAN	WAN
1	Zig Bee	Zig Bee	250 Kbps	Up-to 100 m	X	X	-
		ZigBee Pro	250 Kbps	Up-to 1600m	X	X	-
2	Bluetooth	802.15.1	721 Kbps	Up-to 100m	X	-	-
3	Wi-Fi	802.11.x	2-600 Mbps	Up-to 100m	X	X	-
4	Wireless mesh	Various 802.11 & 802.15	Depending on Selected Protocol	Depend on deployment	X	X	-
5	Cellular	2G,3G,4G	14.4Kbps, 2Mbps, 100Mbps	Up-to 50 Km	-	X	X
6	Satellite	Satellite Internet	1Mbps	100-6000km	-	-	X
7	Ethernet	802.3	10Mbps – 10GBps	Up-to 100m	X	X	-
8	Coaxial Cable	DOCSIS	172MBPs	Up-to 28 km	-	X	-


3. Simulation Tools for Smart Grid

The implementation of a smart environment is a complex process. It includes a pool of software and hardware components like- sensors, RFID tags, internet, database, cloud, simulation tools etc. In this paper, some of the simulation and co-simulation tools are discussed.

3.1 Need for Simulator

A simulation is software used for experimental validation of architecture in a real-time environment and hardware in a loop. It acts as a prototype model to check feasibility, remodelling, engineering, performance-enhancing, testing, and training to avoid the real-time hassle. It is used for designing power grids and communication networks. Researchers or industries use simulation tools to test performance, efficiency, and security and reduce the cost of developing or upgrading a system [11]. No doubt, simulators are the predominant evaluation techniques in the field of computer networks. The power network simulator analyzes the operations, price forecasting, power flow, network planning short-circuit, over-voltage, frequency, etc. In contrast, the communication simulator is used for implementing/testing/analyzing new communication protocols and technologies [12]. These are some of the simulation tools which are used widely.

3.1.1 OpenDSS



It is an open Distributed Simulation Software. Microsoft developed it as an open-source power system simulator for the electric distribution system. It supports the analysis at each phase: General Alternate Current (AC) circuit

analyzer, Annual load generation simulation, Wind-power simulation, and Annual power flow simulation [13]. The simulation helps in handling the fault studies. The basic simulator does not have inconvenient communication, but it can be extended by increasing fidelity or co-simulation with the communication simulator [14][15].

3.1.2 MATPOWER



It is free software introduced to Ray D. Zimmerman, Carlos E. Murillo-Sánchez, and Deqiang Gan of PSERC at Cornell University. It can be modified without any

permission. Initially, it was developed for power flow. It has M-files, which have built-in functions and libraries. To use MATPOWER, you must have the MATLAB version and optimization toolbox, and both are available from MathWorks [16].

3.1.3 Network Simulator: NS-2/ NS-3



The NS-2 was introduced in the market back in 1996 and is composed of C++ lines of code along with OTcl script for better control of the simulation. It is used

for academic, research, and industrial purposes [17]. It is an open-source network simulator. It is used for simulating network topologies and communication protocols. It supports both wired and wireless networks. The network animator (NAM) is used as GUI and allows users to play, pause, forward and stop the simulation, but it is not a real-time simulation that is considered a virtual world.[18] The NS-3 is not a replacement for NS-2; it is an extended version. It is written in C++ and some parts in python. It supports both emulation and parallel simulation [19][20]. Since NS-3 was developed in 2010 instead of it, there is a continuous improvement, and new versions are in the market with better performance and improved feature sets [21].

3.1.4 OMNET++



The OMNET++ stands for Objective Modular Network Testbed in C++ (OMNET++), was developed in 1997 and is still popular among academics and

researchers. This test-bed is a communication network simulator and a distributed hardware system with multiprocessors. However, it is open-sourced and can be used for UNIX, Mac OS, and window-based platforms.[22] It consists of simple and unit modules that emphasize the atomicity of the model; so that multiple unit modules can be integrated to form a compound module. These unit modules rest on C++ code, but the integration of this module to form a set-up of network simulators takes place in INED. This tool covers a pool of domains from the peer-to-peer network, ad-hoc network, sensor networks, IPv6 networks, wireless network, storage area networks (SANs), to business process simulator [23][24].


3.1.5 GridLab-D



It uses end-use models like the consumer model, application and equipment model, retail market model, business and operations simulation tools, SynerGEE's power distribution model, and

agent-based simulation methods. It can integrate third-party data management and analysis tools [25][26].

3.1.6 MATLAB/Simulink



MATrix LABORatory was developed by MathWorks and came with a visual interface called Simulink. MATLAB has the concept of reusability. That's why there is no need to write code again and again. MATLAB can scale your research. It has

provided the interface to interact with other applications. The MATLAB capability includes graphics, Algorithm Development, App Building, Data Analysis, and Parallel Computing [27].

3.1.7 Global Mobile Information System Simulator (GloMoSiM)



It is a parallel distributed event simulator used for wireless networks. It is written in C and Parsec, especially used to write parallel programming software.

GloMoSiM supports satellite communication wireless communication having thousands of nodes with heterogeneous links. It has an in-build simulation library and a parsec compiler [28][29].

Table 2. Tools for the Smart Grid

S.No	Simulator	Feature/Support	Availability	Major Language	Hardware Required	GUI Support	Operating System	Toolchain/auxiliary tools/Supporting frameworks
1	OpenDSS	power system simulator	Open Sourced	Pascal		Yes	Linux, Windows XP,7	OpenDSS-G (GUI)
2	Network Simulator NS-2, NS-3	communication network	Open Source	C++, Python	5GB free space required, min. 256 MB RAM	No	Window XP, Window 7, Vista, Mac OS X, GNU/Linux	the object-oriented dialect of Tcl (OTcl)
3	MATLAB/Simulink	All-purpose simulator	Licensed	MATLAB	Minimum 4GB, Intel or AMD x86-64 process	Yes	Window server 2016 & 2019, window 7, 10,all macOS, and Linux	GUIDE, Simulink,
4	Pandapower[30]	power system simulator	Open-source	Python		Yes	Window XP and later ones, Linux, Mac OS X,	POWER, pandas
5	GridLAB-D	power system simulator	Open source	C/C++	Win-32 for Intel-686 system and X-64 for Intel-Itanium system	Yes	Window XP and later ones, Vista, Linux, Mac OS X,	Python, MATLAB
6	MATPOWER	power flow analysis package	Open source	MATLAB		Yes	Window XP and later ones, Linux, Mac OS X,	MATLAB M-file package
7	Global Mobile Information System Simulator (GloMoSiM)	Communication network simulator	Open Source	Parsec / C	32-bit/ 64-bit	Limited	Sun SPARC Solaris, Linux, Windows	Parsec Simulation Environment
8	OMNET++	networks simulator	Open source (study & research), Commercial(industrial)	C++/ supports C# and JAVA	512 MB RAM and 400 MB space on the hard disk.	Yes	Window XP and later ones, Linux, Mac OS X,	framework or the INET Package

Need of Co-Simulation Tools

The power system simulator and communication network simulator has developed a lot independently. Both are used in the smart grid, so a joint power and communication network simulator is needed to deal with the complex system as a single unit. The co-simulation permits

simulation of each unit's power and communication on a single platform. The co-simulator combines multi-functioning simulators based on open-source availability, commercial, application domain, and research topics. Here is an overview of some smart grid co-simulator [32].

Table 3. Co-simulation Tools for Smart Grid

S. No	Paper	Co-Simulation Tool	Power Simulator	Network Simulators	Real-Time	Availability	Interface	Used For
1	[33][34]	MECSYCO (Multi-agent Environment for Complex SYstems COsimulation)	FMU simulator (Functional Mock-up Units)	NS-3	No	Open sourced	Java, C++	Decentralized multi-simulation, parallel computing.
2	[35]	GECO (Global Event-Driven Co-Simulation)	PSLF	NS-2 simulator	No	Licensed	Java	Fault detection, Transmission, and distribution in the power system using distance relays.
3	[11]	PowerNet co-simulation	Modelica	NS-2 simulator	No	Licensed	UNIX pipes	Helps in Analyzing the Performance, Security, and reliability of different smart grid components.
4	[36][37]	Simulink, OPNET	MATLAB / Simulink	OPNET/ OMNeT ++	No	Licensed	MATLAB	Insuring the reliability of WAM (wireless area monitoring systems applications).
5	[38]	VPNET	VTB (Virtual Test Bed)	OPNET	No	Licensed	Java Agent Development (JADE) platform	Remotely controlled power electronic devices.
6	[39]	Mosaik	Wind, Solar, photovoltaic, distribution simulator.	OMNeT ++	Yes	Open Sourced	MATLAB, Python/SimPy	It can integrate multiple simulators and allows communication between all these by using step commands.
7	[40]	Michele Garau	OpenDNS and MATLAB	NS-3	Yes	Licensed	MATLAB	Supports wireless sensor/network, used for real-time price bidding, particularly used for controlling power generation in the solar photovoltaic system.
8	[41]	PiccSIM	MATLAB /Simulink	NS-2	Yes	Open Sourced	MATLAB	Controlling the complex systems.

9	[42]	EPOCHS (Electric Power and Communication Synchronizing Simulator)	PSCAD/E MTDC or PSLF	NS-2	No	Licensed	Java	Distributed simulation, Wide-area Monitoring and Control.
10	[43]	Cyber-Physical Security Assessment (CPSA)	MATLAB, PowerWorld	GridSim	Yes	--	(Windows)	System simulator for cyber security, analysis of the attack impacts.
11		EirGrid	PowerFactory, MATLAB	NS-3 and mosaik	Yes	Open access	ASN.1, XML, and C/C++	Used for research on power generation from renewable energies.
12	[44]	Virgil	PowerFactory, Modelica	OMNET++, Ptolemy II	Yes	Open Sourced	C and XML	Implement cyber-security attacks to develop security applications.

4. Computational Results and Performance Analysis

The AODV routing protocol is simulated on various network simulators on the Linux platform.

The number of nodes varied from 500 to 2000. The root node transmits at a regular interval of 2 seconds, and the total run time taken by each node is 500 seconds. The tools and their specifications are in table 4.

Here, the comparison of various network simulators (NS-2, NS-3, GloMoSim, SimPy, OPNET++, JiST) based on performance (CPU utilization, run-time, memory usage, computation time, and scalability) is discussed. The outcome is presented here.

4.1 Based on run-time performance

The various simulation tools are analyzed regarding their run time concerning the network size. It came out that SimPy shows sluggish performance. For example, if we consider a network consisting of 3025 nodes, on an average basis, the SimPy takes 1225 seconds, whereas JiST takes only 86 seconds, which seems to be 14 times faster than SimPy. So, SimPy can't be considered for large-scale network simulation. The JiST is written in Java instead of emerging as a more efficient simulation tool. The reason behind it is the compact architecture of JiST. It seems like the slowness of the java environment is a myth, and the latest Java environment gives a tough competition to simulation tools written in C++. The NS-3 is considerable faster than OMNeT++ and NS-2. But overall, JiST, NS-3, and OMNeT++ are similar scalable.

4.2 Based on computational time

When the AODV protocol runs for 500 seconds concerning the increasing order of the nodes, it comes out.

Table 4. Tools and their specifications

S.no	Parameters	
1	Platform	Linux
2	Routing Algorithm	AODV
3	Number of Nodes	500-2000
4	Run Time	500 sec
5	Data Size	512 kb
6	Simulators	Version
6.1	NS-2	2.33
6.2	NS-3	0.1
6.3	JiST	1.06
6.4	SimPy	1.9.1
6.5	OMNeT++	3.4b2
6.6	GloMoSim	2.03

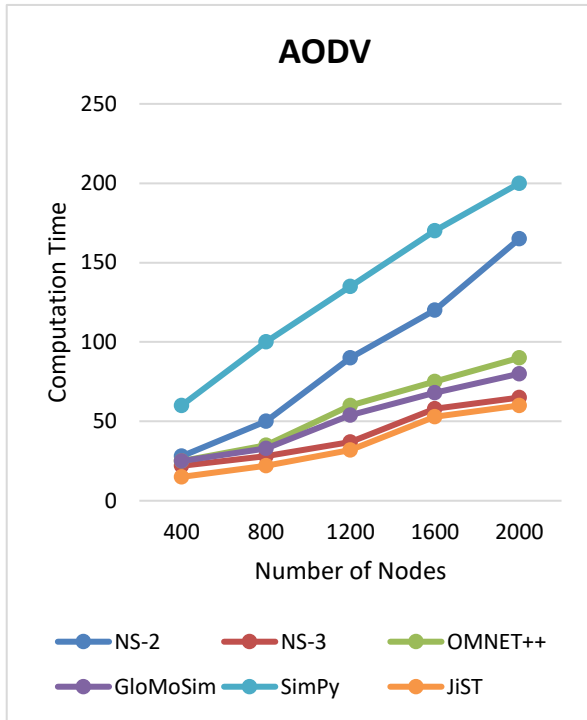


Fig. 2 Network Size w.r.t Computation Time

As the no of nodes starts to increase, the computational time taken by NS-2 gradually increases, which shows it is less scalable than the other three simulators. The footprints of the GloSim and OMNeT++ are quite overlapping. However, JiST And NS-3 became the most scalable simulator, as shown in figure 2.

4.3 Based on memory usage

Here, the AODV protocol is run for 500 seconds with a wide range of nodes (400-2000). The NS-3 uses the least amount of memory resources compared to all six, whereas JiST consumes the highest memory resources. As there is an increase in the number of nodes gradually, the memory consumption of each simulation tool increases. The result of which is a linear graph. Overall, NS-3 is more efficient as compared based on memory usage.

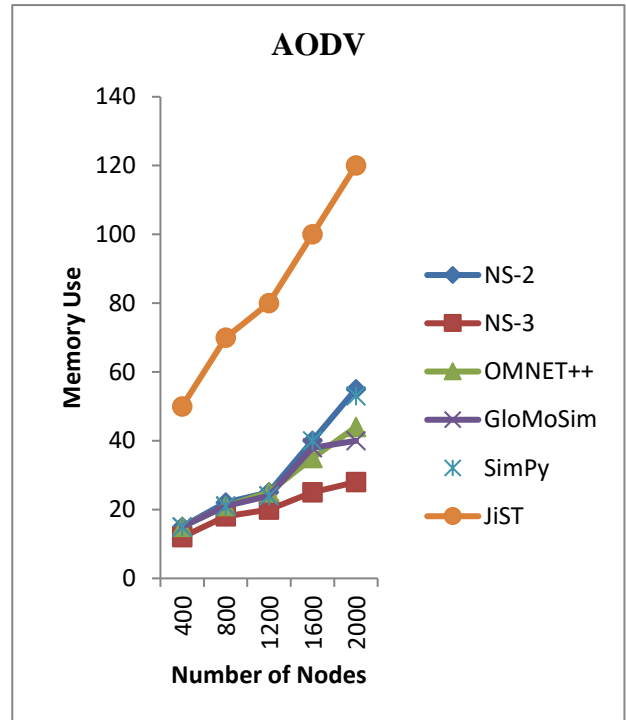


Fig. 3. Network Size w.r.t Memory Usage

Based on CPU utilization

The CPU utilization is calculated based on the number of nodes running parallelly. The CPU utilization (in %) of ns-3 and ns-2 is quite similar, only differs by 5%. When an application is run simultaneously.

• **Performance Analysis and Discussion** By investigating the performance of six network simulation tools, the results show that JiST has been recognized as the fastest as it takes the lowest computational time and is a scalable simulator. Still, the use of the exhaustive amount of memory limits the use of this simulator. In our relative analysis, NS-3 was the most efficient in global performance. Although in terms of run-time evaluation, JiST is faster. Besides NS-3 and JiST, OPNET++ can be seen as an average simulator with a highly intensive graphical interface, whereas NS-3 and JiST purely rely on source code.

Table 5. Performance Analysis

Performance	NS-2	NS-3	OPNET++	GloMoSim	SimPy	JiST
Computational time	5	2	4	3	6	1
Run- Time	2	5	4	3	1	6
Memory usage	4	1	3	2	4	6
Scalable	2	5	3	4	1	6

Notations:

- 1-Very Low 2-Low 3-Moderate
- 4-Higher than moderate 5-High 6-Very High

Table 6 represents the tools, along with their modelling capabilities and plug-ins. This table also indicates the developer information of the respective tools. This table will help determine which tools have supported the randomness w.r.t different scenarios.

Table 6. Modelling Tools

Sr. No	INFORMATION		SCOPE OF TOOL	PRIMARY PURPOSE OF MODEL	MODEL CONTEXT	MODELLING
	Tool's Name	Developer				
1			TSO/DSO level	Operational/ Planning	Market / Balancing / Network impact	Deterministic / Stochastic / Statistical
2	LDM-SG	IPE (Institute of Physical Energetics)	DSO	Planning	Network impact	Deterministic / Statistical
3	eTransport	SINTEF Energy Research	Both	Both	Market / Network impact	LP in the operational module, DP in the investment module, an SDP version is a prototype
4	MODERNE	University of Strathclyde	DSO	Multi-objective planning	Network Impact - DER integration	Stochastic / Statistical
5	VPP	TECNALIA	DSO	Operational	Market/balancing	Deterministic
6	IPSYS	DTU	DSO	Operational	Balancing / Network impact	Deterministic
7	Flextool	VITO	not relevant	Operational	Market	Statistical
8	Intelligitor	VITO	Both	Operational	Balancing / Network impact	Deterministic
9	Power Matcher	TNO	Both	Operational	Balancing / Network impact	Deterministic / Stochastic
10	Field Simulator	RSE	DSO	Operational	Network impact	Deterministic
11	MONET	RSE	DSO	Both	Network impact	Deterministic

5. Conclusion

This paper presents a stock of simulators/co-simulators, various modelling tools, and plug-ins to make the environment smart and stable. In prima facie investigation, the paper concludes that the MATLAB/Simulink is a powerful tool/simulator that provides a good interface to implement/simulate the security system for open-loop and close loop systems. It also provides the plug-in for the

extension of the different types of systems and scenarios. The performance/comparison graph may be plotted with a single click or command/statement. On the other hand, JiST and NS-3 were the best network simulators in terms of computation time and scalability. In t future, the proposed work will be implemented using MATLAB/Simulink with additional plug-ins for the smart environment like Arduino/Raspberry Pi, etc.

Reference

- [1] M. Safiuddin, History of Electric Grid, (2017). https://www.researchgate.net/publication/312189966_History_of_Electric_Grid.
- [2] S. Azad And F. Sabrina, Transformation of Smart Grid Using Machine Learning, 0–5. https://www.researchgate.net/publication/337608853_Transformation_of_Smart_Grid_Using_Machine_Learning
- [3] A. Ghasempour, Internet of Things in Smart Grid: Architecture, Applications, Services, Key Technologies, And Challenges, Inventions, 4(1) (2019) Doi: 10.3390/Inventions4010022. <https://www.mdpi.com/2411-5134/4/1/22/Htm>
- [4] H. P. T. T. Meng Fanlin, Summary of Research on Security And Privacy of Smart Grid, Int. Conf. Comput. Commun. Netw. Secur., No. 978-1-7281-4349–1/20/\$31.00 ©2020 Ieee Doi 10.1109/Ccns50731.2020.00017, (2020) 39–42. Doi: 10.1109/Ccns50731.2020.00017. <https://sci-hub.st/10.1109/Ccns50731.2020.00017>
- [5] N. Kumar And G. Singh, Energy Efficient Load Optimization Techniques For Smart Grid With Futuristic Ideas, Int. J. Eng. Adv. Technol. 9(1) (2019) 4327–4331. Doi: 10.35940/Ijeat.A1778.109119. <https://www.ijeat.org/wp-content/uploads/papers/V9i1/A1778109119.pdf>
- [6] B. Ks. Vs S. Et Al., Ieee Cyber Security For the Smart Grid. (2014). https://www.researchgate.net/publication/259764406_Cyber_Security_of_Smart_Grid_Infrastructure
- [7] M. Shrestha, C. Johansen, J. Noll, And D. Roverso, A Methodology For Security Classification Applied To Smart Grid Infrastructures, Int. J. Crit. Infrastruct. Prot., Vol. 28, P. 100342, 2020, Doi: 10.1016/J.Ijcip.2020.100342. <https://www.sciencedirect.com/science/article/pii/S1874548220300068>
- [8] Y. Ma, F. Zhao, X. Zhou, And Z. Gao, Summary of Cloud Computing Technology in Smart Grid, Proc. 2018 Ieee Int. Conf. Mechatronics Autom. Icma, (2018) 253–258. Doi: 10.1109/Icma.2018.8484418. <https://sci-hub.st/10.1109/Icma.2018.8484418>
- [9] M. Irfan, U. Khan, M. Riaz, And I. C. Islamabad, Various Types of Smart Grid Techniques: A Review, (2016) 8–14. <http://www.ijmse.org/volume7/issue8/paper2.pdf>
- [10] Z. Zhu, S. Lambbotharan, W. H. Chin, And Z. Fan, Overview of Demand Management in Smart Grid And Enabling Wireless Communication Technologies, Ieee Wirel. Commun. 19(3) (2012) 48–56. Doi: 10.1109/Mwc.2012.6231159. https://www.researchgate.net/publication/236881770_Overview_of_Demand_Management_in_Smart_Grid_And_Enabling_Wireless_Communication_Technologies
- [11] V. Liberatore And A. Al-Hammouri, Smart Grid Communication And Co-Simulation, Ieee 2011 Energytech, Energy Tech , 1 (2011) 1–5. Doi:10.1109/Energytech.2011.5948542. http://engr.case.edu/liberatore_vincenzo/netbots/energy-tech.pdf
- [12] S. Rohjans, S. Lehnhoff, S. Schütte, F. André, And T. Strasser, Requirements For Smart Grid Simulation Tools, Ieee Int. Symp. Ind. Electron., (2014) 1730–1736. Doi: 10.1109/Isie.2014.6864876.
- [13] D. Montenegro, M. Hernandez, And G. A. Ramos, Real Time Openss Framework For Distribution Systems Simulation And Analysis, Proc. 2012 6th Ieee/Pes Transm. Distrib. Lat. Am. Conf. Expo. T D-La. (2012) 1–5. Doi: 10.1109/Tdc-La.2012.6319069. https://www.researchgate.net/publication/261207121_Real_Time_Openss_Framework_For_Distribution_Systems_Simulation_And_Analysis
- [14] S. F. Bush, Appendix: Smart Grid Simulation Tools, Smart Grid, (2014) 489–491. Doi: 10.1002/9781118820216.App. <https://onlinelibrary.wiley.com/doi/pdf/10.1002/9781118820216.App>
- [15] J. A. Martínez-Velasco And G. Guerra, Análisis De Grandes Redes De Distribución Con Recursos Energéticos Distribuidos, Ingeniare, 23(4) (2015) 594–608. Doi: 10.4067/S0718-33052015000400010. https://scielo.conicyt.cl/scielo.php?script=sci_abstract&pid=S0718-33052015000400010&lng=es&nrm=iso
- [16] C. E. Murillo-Sanchez, Matpower-A Matlab Power System Simulation Package: User's Manual, (1997). https://www.researchgate.net/publication/246773484_Matpower-A_Matlab_Power_System_Simulation_Package_User's_Manual
- [17] A. Zarrad And I. Alsmadi, Evaluating Network Test Scenarios For Network Simulators Systems, Int. J. Distrib. Sens. Networks, 13(10) (2017) 1–17. Doi:10.1177/1550147717738216. <https://journals.sagepub.com/doi/10.1177/1550147717738216>
- [18] A. Ezreik And A. Gheryani, Design And Simulation of Wireless Network Using Ns-2, 2nd Int. Conf. Comput. Sci. Inf. Technol., 3(1) (2012) 157–161. <https://www.rroij.com/open-access/design-of-wireless-network-based-on-ns-1-8.pdf>
- [19] L. Campanile, M. Gribaudo, M. Iacono, F. Marulli, And M. Mastroianni, Computer Network Simulation With Ns-3: A Systematic Literature Review, Electron., 9(2) (2020) 1–25. Doi:10.3390/Electronics9020272. <https://www.mdpi.com/2079-9292/9/2/272>
- [20] Chahal, A., Gulia, P., & Gill, N. S. Different Analytical Frameworks And Big Data Models For the Internet of Things. Indonesian Journal of Electrical Engineering And Computer Science, 25(2) (2022) 1159. <https://doi.org/10.11591/ijeecs.v25.i2.p1159-1166>
- [21] R. Khan, S. M. Bilal, And M. Othman, A Performance Comparison of Network Simulators For Wireless Networks, 1–6. <https://arxiv.org/abs/1307.4129>
- [22] A. Varga And R. Hornig, An Overview of the Omnet++ Simulation Environment, Simutools 2008 - 1st Int. Icst Conf. Simul. Tools Tech. Commun. Networks Syst., 2008 (2008) Doi:10.4108/Icst.Simutools2008.3027. https://www.researchgate.net/publication/220955489_An_Overview_of_the_Omnet_Simulation_Environment
- [23] S. S., & K. R., Simulation of Integration of Smart Power Grids Using Distributed Energy Sources. Journal of Advanced Research in Dynamical And Control Systems, 11(0009-Special Issue) (2019) 644–652. <https://doi.org/10.5373/Jardcs/V11/20192617> <https://www.jardcs.org/abstract.php?id=2328>

- [24] Y. H. S. A. Varga And G. K. Egan, Parallel Simulation Made Easy With Omnet, Proc. 15th Eur. Simul. Symp., 1(0) (2003). <https://Citeseerx.Ist.Psu.Edu/Viewdoc/Download?Doi=10.1.1.556.9292&Rep=Rep1&Type=Pdf>
- [25] D. P. Chassin, S. Member, K. Schneider, C. Gerkensmeyer, And A. W. Gridlab-D, Gridlab-D : An Open-Source Power Systems Modeling And Simulation Environment, (2008) 1–5. https://Www.Researchgate.Net/Publication/224312177_Gridlab-D_An_Open-Source_Power_Systems_Modeling_And_Simulation_Environment
- [26] D. P. Chassin, J. C. Fuller, And N. Djilali, Gridlab-D: An Agent-Based Simulation Framework For Smart Grids, Hindawi Publ. Corp. J. Appl. Math., Article Id 492320. 2014(2014) 12. [Online]. Available: <http://Dx.Doi.Org/10.1155/2014/492320>. https://Www.Researchgate.Net/Publication/262302530_Gridlab-D_An-Agent-Based_Simulation_Framework_For_Smart_Grids
- [27] M. Bafleur, F. Caignet, And N. Nolhier, Modeling And Simulation Methods, Esd Prot. Methodol., 10(3) (2017) 111–175. Doi:10.1016/B978-1-78548-1222.500042. <https://Af.Booksc.Eu/Book/70977553/8b38cb>
- [28] R. Singh, N. S. Gill, And P. Gulia, A Systematic Review of Security in Smart Grid Infrastructure, J. Theor. Appl. Inf. Technol., 99(24) (2021) 5701–5712.
- [29] L. Bajaj, M. Takai, R. Ahuja, And K. Tang, Glomosim: A Scalable Network Simulation Environment, Comp. A J. Comp. Educ., 28(1) (1999) 154–161. [Online]. Available: <http://Citeseerx.Ist.Psu.Edu/Viewdoc/Download?Doi=10.1.1.45.7167&Rep=Rep1&Type=Pdf>. <https://Citeseerx.Ist.Psu.Edu/Viewdoc/Download?Doi=10.1.1.79.2496&Rep=Rep1&Type=Pdf>
- [30] L. Thurner Et Al., Pandapower - An Open-Source Python Tool For Convenient Modeling, Analysis, And Optimization of Electric Power Systems, Ieee Trans. Power Syst., 33(6) (2018) 6510–6521. Doi:10.1109/Tpwsr.2018.2829021 <https://Arxiv.Org/Pdf/1709.06743.Pdf>
- [31] L. B. Iii And B. L. Barnett, Netsim : A Network Performance Simulator Netsim : A Network Performance Simulator, (1992).
- [32] Kumar, N., & Singh, G., A Novel Algorithm To Improve the Power Quality For the Smart Grid And Integration With the Optimization Framework. International Journal of Engineering Trends And Technology, 69(9) (2021) 272–280. <https://Doi.Org/10.14445/22315381/Ijett-V69i9p233>
- [33] C. Mecsyco Et Al., Multi-Agent Environment For Complex Systems Cosimulation (Mecsyco) - Architecture Documentation, (2016). <http://Mecsyco.Com/Dev/Doc/User%20guide.Pdf>
- [34] J. Vaubourg Et Al., Multi-Agent Multi-Model Simulation of Smart Grids in the Ms4sg Project, Lect. Notes Artif. Intell. (Subseries Lect. Notes Comput. Sci., 9086 (2015) 240–251. Doi: 10.1007/978-3-319-18944-4_20. https://Link.Springer.Com/Chapter/10.1007/978-3-319-18944-4_20
- [35] H. Lin, S. S. Veda, S. S. Shukla, L. Mili, And J. Thorp, Geco: Global Event-Driven Co-Simulation Framework For Interconnected Power System And Communication Network, Ieee Trans. Smart Grid, 3(3) (2012) 1444–1456. Doi: 10.1109/Tsg.2012.2191805. https://Www.Academia.Edu/13391158/Geco_Global_Event_Driven_Co_Simulation_Framework_For_Interconnected_Power_System_And_Communication_Network
- [36] M. S. Hasan, H. Yu, A. Carrington, And T. C. Yang, Co-Simulation of Wireless Networked Control Systems Over Mobile Ad Hoc Network Using Simulink And Opnet, Iet Commun., 3(8) (2009) 1297–1310. Doi: 10.1049/Iet-Com.2008.0536. https://Www.Researchgate.Net/Publication/224560473_Co-Simulation_of_Wireless_Networked_Control_Systems_Over_Mobile_Ad_Hoc_Network_Using_Simulink_And_Opnet
- [37] M. S. Hasan, H. Yu, A. Griffiths, And T. C. Yang, Interactive Co-Simulation of Matlab And Opnet For Networked Control Systems, (2007) 237–242. <https://Www.Semanticscholar.Org/Paper/Interactive-Co-Simulation-of-Matlab-And-Opnet-For-Hasan-Yu/42121f032dee4e44a8feb589e69ca903f44feebe>
- [38] W. Li, A. Monti, M. Luo, And R. A. Dougal, Vpnet : A Co-Simulation Framework For Analyzing Communication Channel Effects on Power Systems, (2011) 143–149. https://Www.Researchgate.Net/Publication/233951410_Vpnet_A_Co-Simulation_Framework_For_Analyzing_Communication_Channel_Effects_on_Power_System
- [39] S. Schütte, S. Scherfke, And M. Tröschel, Mosaik: A Framework For Modular Simulation of Active Components in Smart Grids, 2011 Ieee 1st Int. Work. Smart Grid Model. Simulation, Sgms, (2011) 55–60. Doi: 10.1109/Sgms.2011.6089027. https://Www.Researchgate.Net/Publication/224266100_Mosaik_A_Framework_For_Modular_Simulation_of_Active_Components_in_Smart_Grids
- [40] S. D. Sector, Cycle Xxx Development of Co-Simulation Platforms For Static And Dynamic Analysis of Smart, (Theses), (2018).
- [41] Kumar, N., & Singh, G., A Study of Atc Losses, Tools, Techniques And Ongoing Applications in Smart Grid. International Journal of Engineering Trends And Technology, 70(3) (2022) 140–150. <https://Doi.Org/10.14445/22315381/Ijett-V70i3p216>
- [42] K. Hopkinson, X. Wang, R. Giovanini, J. Thorp, K. Birman, And D. Coury, Epochs: A Platform For Agent-Based Electric Power And Communication Simulation Built From Commercial Off-the-Shelf Components, Ieee Trans. Power Syst., 21(2) (2006) 548–558. Doi:10.1109/Tpwsr.2006.873129. https://Www.Researchgate.Net/Publication/3267625_Epochs_A_Platform_For-Agent-Based_Electric_Power_And_Communication_Simulation_Built_From_Commercial_Off-the-Shelf_Components
- [43] Neetesh Saxena, Cpsa : A Cyber-Physical Security Assessment Tool For Situational Awareness in Smart Grid, (2017). https://Www.Researchgate.Net/Publication/320745103_Cpsa_A_Cyber-Physical_Security_Assessment_Tool_For_Situational_Awareness_in_Smart_Grid

- [44] S. Chatzivasileiadis Et Al., Cyber-Physical Modeling of Distributed Resources For Distribution System Operations, Proc. Ieee, 104(4) (2016) 789–806. Doi:10.1109/Jproc.2016.2520738.
https://www.researchgate.net/publication/275836185_Cyber-Physical_Modeling_of_Distributed_Resources_For_Distribution_System_Operations
- [45] Bindner, Henrik & Marinelli, Mattia. Overview of Simulation Tools For Smart Grids. (2013).
https://www.researchgate.net/publication/258317151_Overview_of_Simulation_Tools_For_Smart_Grids
- [46] T. Kohtamäki, M. Pohjola, J. Brand, And L. M. Eriksson, Piccsim Toolchain - Design, Simulation And Automatic Implementation of Wireless Networked Control Systems, Proc. 2009 Ieee Int. Conf. Networking, Sens. Control. Icncs, (2009) 49–54. Doi:10.1109/Icncs.2009.4919244.https://www.researchgate.net/publication/224444981_Piccsim_Toolchain_-_Design_Simulation_And_Automatic_Implementation_of_Wireless_Networked_Control_Systems
- [47] R. M. Czekster, Tools For Modelling And Simulating the Smart Grid, (2020).
https://www.researchgate.net/publication/345973777_Tools_For_Modelling_And_Simulating_the_Smart_Grid
- [48] K. Jaiswal And O. Prakash, Simulation of Manet Using Glomosim Network Simulator, 5(4) (2014) 4975–4980.
<http://citeseerx.ist.psu.edu/viewdoc/download?doi=10.1.1.661.3864&rep=rep1&type=pdf>
- [49] J. P. G. Sterbenz, Network Simulation With Ns-3, Simulation, (2010) 1–15. Doi: 10.2313/Net-2020-11-1.
- [50] R. Singh And N. S. Gill, Use of Iot And Machine Learning For Efficient Power Management Through Smart Grid: A Review, 29(4) (2020) 8982–8990