

# Preferment and Intension of the Intellectual 3D Printed Prosthetic Arm Appropriating EMG Signals

Dr. B. Sivasankari<sup>#1</sup>B. Affrudeen<sup>\*2</sup>R. Abinaya<sup>\*3</sup>B. Harish<sup>\*4</sup> V. Gunaseelan<sup>\*5</sup>

*\*-UG Student, SNS College of Technology, Coimbatore.*

*#-Associate Professor, SNS College of Technology, Coimbatore.*

## Abstract

*Agile development and progression of the 3D printing offered to ascend to late headways in 3D printed prosthetic arms being connected to unfortunate casualties. All things considered; we can see that 3D printed gadgets can emphatically influence an individuals' lives. 3D printing has its restrictions yet development and advancement in the field will just prompt enhancements after some time. A 3D printable design for a versatile myoelectric prosthetic arm is demonstrated in this paper. It exhibits an exceptional constant movement acknowledgment framework for Electromyographic (EMG) signal obtaining what's more, grouping. It is the main methodology which can arrange hand presents from multi-channel EMG sign assembled from arbitrarily put arm sensors as precisely as current set sensor EMG procurement draws near. The prosthetic arm is electronically impelled and constrained by a client utilizing his/her muscles. The bionic arm exhibited can possibly be utilized by an amputee or individual conceived without an appendage. This sort of innovation exists despite the fact that it is costly and for the most part not accessible to individuals in creating nations.*

**Keywords:** *EMG ,3D printing, prosthetic arm, myoelectric signals.*

## I. INTRODUCTION

The most estimable possession of any human being is their body. Supplanting a missing human appendage, particularly a hand, is a difficult undertaking which makes one genuinely welcome the intricacy of the human body. For quite a long time, trendsetters have been attempting to supplant lost appendages with man-made gadgets. A few prosthetic gadgets have been found from antiquated developments

around the globe showing the continuous advancement of prosthetic innovation. Up to this point, the plan of prosthetic appendages has advanced gradually. Early developments, for example, the wooden arm/leg can be resolved as basic prosthetic gadgets. History demonstrates that for quite a while prostheses have stayed inactive gadgets that offer little as far as control and development. After sometime, materials improved and structures began consolidating pivots and pulley frameworks. This prompted straightforward mechanical body-powered gadgets, for example, metal snares(hooks) which can open and close as a client twists their elbow for instance. Ongoing occasions have offered an approach to tremendous headways in prosthetic gadgets. Focus isn't just on the physical parts of a gadget yet, also the control and biofeedback frameworks. Gradually we are moving toward a progressed trans-human integration between human body and machine. Maybe at some point later on prosthetic gadgets will be quicker, more grounded and possibly more advantageous than our natural appendages.

It is amazingly hard to create an uncommon plan without any preparation. Numerous arrangements may appear to be conceivable from the outset however later lead to unexpected issues. Attempting to consummate the main structure more than a while isn't just inefficient of valuable time yet additionally prompts a biased methodology. An incomparably better technique for assault is to create the model as fast as could be allowed, dissect the framework and make upgrades. 3D printing enables us to effectively make as good as ever designs.



Fig.1 Hook prosthetic arm used in ancient days

## II. CONCEPTUAL OVERVIEW

The general objective of a prosthesis is to return however much usefulness as could reasonably be expected to an individual missing an appendage. An extreme objective would to one day have the option to splendidly supplant missing appendages. The point of this work is to structure and fabricate a 3D printed prosthetic arm. A client of this gadget will have the option to control the arm through solid flexing recognized utilizing surface anodes set on the skin. Current 3D printers consider nitty-gritty mechanical parts to be made and collected moderately quick. Creating complex structures utilizing different strategies would be unquestionably increasingly costly and would not be conceivable in such a brief timeframe. To incite the gadget the primary methodology is to execute a fake ligament arrange. This strategy is utilized to impel different mechanical hands which will be examined in the writing survey segment. The advantages of this framework are that it is an easy and moderately basic method for controlling fingers. Another alternative is to design an inflexible joint connected framework to control finger development. Such an answer is, actually, increasingly famous among business prosthetic arms; be that as it may, attempting to plan a little complex apparatus linkage framework from feeble 3D printed segments would not be conceivable with the accessible 3D printers.




Fig.2 A side-view of modern 3D printer

### A. Detection of Electromyography

Myoelectric signals are electrical heartbeats inside the body delivered by contracting muscles. Surface electrodes on the client's skin can recognize these little flags and on account of prosthetics be utilized to control the gadget. The issue with surface EMG strategies is that there is a ton of cross-talk between muscle signals. Since muscles gatherings, particularly in the arm, are physically near one another, it is hard to recognize precisely which muscle is producing the deliberate sign utilizing the surface anodes. One method for easing this issue is through objective muscle reinnervation (TMR). TMR is a surgery which takes remaining nerve endings from a removal site and spreads them over an option flawless muscle gathering. Since the nerves and comparing muscle withdrawals are currently spread over a bigger region it is simpler to disentangle individual sign. Surface EMG anodes require a perfect and secure association with the client's skin which makes estimations helpless to perspiring and cathode relocation.

### B. Embedded Myoelectric Sensors

Implanted myoelectric sensors (IMES) are embedded legitimately into focused muscles through a surgery. Utilizing IMES for EMG control takes into consideration generally cross-talk free signals. This implies muscle signal is increasingly discernable and more profound muscles can likewise be utilized for control. Thus, this technique enables a client to have more power over their prosthetic gadget. Clients of IMES frameworks have had the option to autonomously control their prosthesis' thumb, fingers, and wrist revolution simultaneously.

### C. Mind Constrained Interface

The cutting-edge type of control is an immediate mind interface be examined and created by DARPA. Two sensor clusters set on the outside of the mind through surgery are wired to two platforms installed in the skull. A patient utilizing this innovation has had the option to control an automated arm in 3-dimensional space just as open and close the hand – all through the intensity of her musings alone.

#### D. Design of Intervention

We aim to keep the material expense of the gadget as low as could be expected under the circumstances. Present-day economic myoelectric prosthetic arms by and large cost about \$20000 - \$40000. The material expense for this structure we designed will be under \$250. Each of these difficulties explicitly the physical plan and control framework will be talked about completely all through this proposition.

### III. METHODOLOGY AND ACTUATION

The essential Boolean EMG control considered various states to be pushed through and incited. One state took into account wrist turn and another state considered finger incitation. It was conceivable to educate the hand to close, turn to a specific position, pivot back and afterward revive. Such a development could be utilized to get a handle on and pour fluid from a jug. Notwithstanding, exchanging between the two states made the assignment moderate and monotonous utilizing this fundamental EMG control. The Myo Armband has 8 dynamic surface EMG sensors which measure the electric capability of the muscles as an impact of muscle actuation while performing hand movement with an inspecting recurrence (fs) of 200 Hz for every channel. The arrangement of arm reliant regarding the matter's lower arm size because of the base boundary of the Myo for example 18.3cm. Henceforth, we introduce the armband on the upper-lower arm to consider the most extreme hand surface wherein the muscles are all around arranged. In our work, we have considered all conceivable wrist-hand movements viz opening and getting a handle on of the fingers, flexion, and expansion of the wrist, pronation, supination of the wrist, spiral and ulnar flexion of the wrist and relaxation.

#### A. Dynamism to the Prosthetic

It is significant that this framework is compact and controlled by inward sources. Utilizing a divider power supply is precise for examining and debugging yet a prosthetic arm should be controlled by a source an amputee can move without much of a stretch bear. Servo motors utilize a lot of current during activity. Expendable batteries would not be a decent arrangement since the servos would deplete power too

quick significance they would need to be supplanted often. Lithium Polymer (LiPo) batteries offer a high vitality thickness and are rechargeable. There is an exchange off between life of the battery and its size. In a perfect world, we might want the arm to have the option to keep running for a few hours without waiting to be energized.

#### B. Strength of the Arm

Testing utilizing little galley scales demonstrates the fingers can give in any event 300g of force each. The servo motors could be pivoted more to further build the strain on the ligaments. This would adequately expand the end power of each finger. The constraining element in finger force isn't the torque of the servo motors but instead the quality of the printed ABS segments. On the off chance that we continued expanding the pressure applied by the servos either a finger segment would break or a crack would happen at the wrist. Shockingly tests to demolition couldn't be completed so something else, there would be no working framework to exhibit. Lamentably the servo impelling the elbow joint is basically not sufficiently able to move the whole lower arm dependably and easily. The servo utilized in the elbow is evaluated at 11kg-cm. A top-notch best in class servo could offer 25.3kg-cm, combined with the torque increment from the apparatus framework this would be all that anyone could need to securely turn the arm about the elbow. The following block diagram describes the workflow of the prosthetic arm.

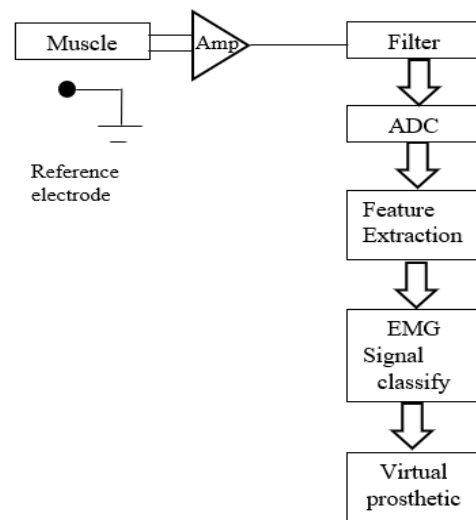


Fig.3 Workflow of the Prosthetic arm

#### IV. RESULT

The procedure and examination of the EMG signal utilized in the prosthetic arm are represented from the beneath graphical model (figure 4) and the modification of the wave according to the operation of the prosthetic is depicted in the figure5.

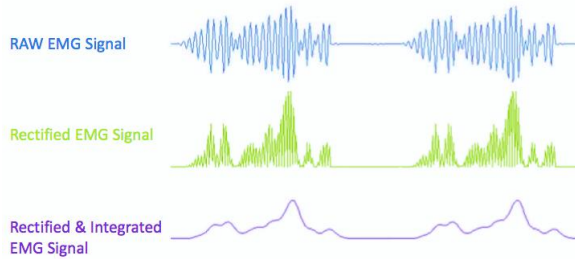


Fig.4 EMG signals obtained using LabVIEW.

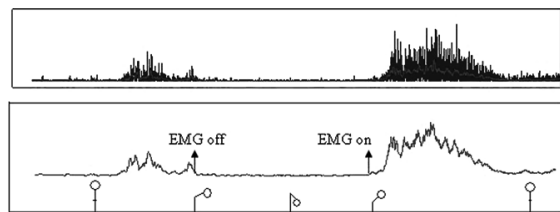


Fig.5 Variation of EMG signals at the course of execution of the prosthetic.

#### V. CONCLUSION

The primary purpose was to build up an ease 3D printed myoelectric prosthetic arm. The objectives and desires have been accomplished and it is trusted that the introduced group of work takes into account a few new subjects to be researched later on. The definitive system gives generally great execution and attributes for a model 3D printed prototype. The gadget is quick and receptive to electro-myography client input yet offers constrained quality. Through the span of testing the framework has demonstrated to be dependable and has required insignificant support since being erected.

#### REFERENCES

- [1] G. Robertson, G. Caldwell, J. Hamill, G. Kamen and S. Whittlese, "Research Methods in Biomechanics," Human Kinetics, vol. 2nd Edition, 2014.
- [2] A. M. Azab, A. Onsy, and M. H. El-Mahlawy "Design and development of a low cost prosthetic arm control system based on sEMG signal." In ASME 2015 International Mechanical Engineering Congress and Exposition, 2015.
- [3] Raj Khatik; Vijaypal Yadav, "Myoelectric Signal Based Multiple Grip Pattern Prosthetic Arm", 6th Edition of

International Conference on Wireless Networks & Embedded Systems 2018.

- [4] Ramya.E, Affrudeen.B, Abinaya.R, "Smart City Implementation Models Based on IOT Technology", JETIR-Volume 5, Issue 9, 2018.
- [5] W. Wang, X. Fu, Y. Li, and C. Yun, "Design of Variable Stiffness Actuator Based on Modified Gear-Rack Mechanism," Journal of Mechanisms & Robotics 8(6), 2016.
- [6] R.LakshmanaKumar, C.Suresh, B.Affrudeen, R.Abinaya, "Smart Shopping Cart Method For Reducing Man Power In Departmental Stores" , Journal of Applied Science and Computations, Volume VI, Issue I, January/2019 ISSN NO: 1076-5131.
- [7] B. S. Kim, and J. B. Song, "Design and Control of a Variable Stiffness Actuator Based on Adjustable Moment Arm," IEEE Transactions on Robotics 28(5), 2012.
- [8] F. Ortes, D. Karabulut, and Y. Z. Arslan. "General Perspectives on Electromyography Signal Features and Classifiers Used for Control of Human Arm Prosthetics." In Encyclopedia of Information Science and Technology, Fourth Edition, 2018.
- [9] Muceli, S., Jiang, N., and Farina, D., "Extracting signals robust to electrode number and shift for online simultaneous and proportional Myoelectric control by factorization algorithms," in IEEE Trans. Neural Syst. Rehabil. Eng., 2014.
- [10] R. N. Khushaba, S. Kodagoda, M. Takruri, and G. Dissanayake, "Toward improved control of prosthetic fingers using surface electromyogram (EMG) signals," Expert Systems with Applications, vol. 39, pp. 10731-10738, 2012.
- [11] AngkoonPhinyomark, PornchaiPhukpattaranont, and ChusakLimsakul, "Feature reduction and selection for emg signal classification," Expert Systems with Applications, vol. 39, no. 8, pp. 7420-7431, 2012.
- [12] Phinyomark A, Phukpattaranont P, Limsakul C. "Feature reduction and selection for EMG signal classification Expert Syst. Appl.", 2012.
- [13] P. Pattunarajam, **G. Naveen Balaji** "Economical SCAN-BIST VLSI Circuits Based on Reducing Testing Time by means of ADP" International Journal of Science, Engineering and Technology Research, Vol. 2, Issue 5, (May 2013) pp: 1088 – 1094, ISSN: 2278 – 7798
- [14] **G. Naveen Balaji**, S. Vinoth Vijay "Arbitrary Density Pattern (ADP) Based Reduction of Testing Time in Scan-BIST VLSI Circuits" International Journal of Science, Engineering and Technology Research, Vol. 2, Issue 6 (June 2013) pp: 1237 – 1243, ISSN: 2278 – 7798
- [15] M. Srinivasaperumal, K. Boopathi Raja, **G. Naveen Balaji**, E. Christina Dally "Concurrent Node Recovery From Failure In Wireless Sensor-Actor Networks" Advances in Natural and Applied Sciences (Annexure II), Vol. 10 Issue 17 (Dec 2016) pp: 240-246, ISSN: 1995-0772
- [16] **G. Naveen Balaji**, S. Chenthur Pandian, D. Rajesh "A survey on effective Automatic Test Pattern Generator for self-checking Scan - BIST VLSI circuits" International Research Journal of Engineering and Technology, Vol. 3, Issue 5 (May 2016) pp: 645-648, ISSN: 2395 -0056
- [17] **G. Naveen Balaji**, S. Chenthur Pandian, "Power Analysis of a Transmission Gate based Scan Flip Flop", International Journal of Engineering Research in Electronics and Communication Engineering (IJERECE) Vol 4, Issue 11, November 2017, pp:48-53, ISSN: 2394-6849 .

- [18] Francis T. Omigbodun, Oluwole K. Bowoto, Prince A. Nimako, Ifeoluwa E. Elemure, Gabriel G. Ojo “Reduction in Economic Cost and Production Time for Development of a 3D Printer and its effect on market Economic”, International Journal of Engineering Trends and Technology (IJETT) Volume-67, Issue-6, 2019.
- [19] Şükrü Orçun Taş, Bekir Şener, “The Use of Additive Manufacturing in Maritime Industry”, International Journal of Engineering Trends and Technology (IJETT) Volume-67, Issue-6, 2019.
- [20] Irfan Hussain Memon, Yang Jiaoyun, Md Tanbir Hassan, An Ning, “The Role of the Internet of Things (IoT) and Wireless Sensor Network (WSN) in Healthcare”, International Journal of Engineering Trends and Technology (IJETT) Volume-67 Issue-7, 2019.
- [21] Hemu Farooq, Dr. Anuj Jain, “Sleep scoring system and its classification by using EMG signals – A review”, International Journal of Engineering Trends and Technology (IJETT) Volume-51 Number-2, 2017.
- [22] Fatih Bozkurt, Ahmet Çağdaş Seçkin, Aysun Coşkun, “Integration of IMU Sensor on Low-Cost EEG and Design of Cursor Control System with ANFIS”, International Journal of Engineering Trends and Technology (IJETT) Volume-54, Number-3, 2017.