

Single Scale image Dehazing by Multi Scale Fusion

Mrs.A.Dyanaa^{#1}, Ms.Srruthi Thiagarajan Visvanathan^{*2}, Ms.Varsha Chandran^{#3}

^{#1} Assistant Professor, ^{*2}^{#3} UG Scholar Department of Information Technology, Rajalakshmi Engineering College, Rajalakshmi Nagar, Thandalam, Chennai, Tamil Nadu.

Abstract --Because of the strong and successfulness, tampering of digital images depends upon the flexible architecture for a derivative estimation has become an important method to a spectacle for a large number of approaches. Regulated on an inherent range, the tampering of digital image procedure is varied and carried out. The beginning of a bridging origination which dilutes into a simple procedure. Thus the explanation of imaging is near to tampering of digital images procedure which discards spare estimations. The statement was extracted into large situation intense design.

Keywords-Image fusion, Image enhancement, Laplace, multi-scale.

I. INTRODUCTION

Onset with leading photocopy which allowed powerful function [2]. The article from the, 2nd month of the year 2016, and updated in the 7th month of the year 2016, and approved on the 10th month of the year 2016 and on the same month of the year 2016.

The nature of the world is relatively greater than the value that is measured. Such large values can be figured out using digital imaging. Thus the low quality of images is discarded successfully using digital imaging. Fusion of images method allows to simplifying the content taken from the different imaging systems. A simple procedure in which the intensity values are increased to achieve a high resolution images (figure1). The ultimate motto of this procedure is to get original pixels of images with high resolution than a normal digital image. This procedure is used worldwide to achieve an accurate intensity of the images [1]. Different research is done to equalize the visual of the human.

II. IMAGE FUSION: BACKGROUND AND NOTATIONS

The tampering of digital imaging is completely depends upon the Gaussian filter which has become intensively famous for its successfulness. This tampering digital imaging procedure is followed by a collection of range of values image pixels.



Figure1: Results of various image fusion techniques

In order to hold the content of the different range of values, tampering of digital imaging method eliminates the merging of images (figure3). Even though this method is famous and important, it is quite costly and tough to handle mainly for storing of large amount of values and also managing those records [3]. The conditions are specifically noted while transforming these images since the images can multiple levels of values, which may vary while

processing into a high resolution imaging. Tampering of images enhance the image pixels by increasing the intensity into high resolution images. By reducing the intensity does not produce a high resolution images[4]. In addition to these circumstances, tampering of digital imaging created a simple method to execute mathematically as well as effectively, which merges the different opinions into a satisfying output.

The important image tampering technique is completely depends upon the multi scale signal representation (figure2). This technique has been used to compress the images.



Figure2: Multi scale fusion into single scale fusion

III.SINGLE SCALE FUSION

The importunate of lowering the frequency level smoothens the inputs and gives out the desired outcome. Before starting to develop the single scale fusion, we need simple process which defines the image compression [5]. The strategies must be fair that how the images using multi signal representation (figure4). The tampering of digital images operates well parallel to multi signal representation.





Figure3: Effects of Tampering Digital Imaging

As the elementary contribution of the paper lies in the simplification of multi-scale fusion algorithm, our endorsement primarily aims at demonstrating that the single -scale simplification is valid among the various use cases (figure6). A set of weights which is commonly used in multi-scale fusion is introduced to validate the single-scale fusion strategy on various problems. Because of its robustness and simplicity the multi-scale fusion is always based on the laplacian pyramid. Even if the concept remains the same, depending on the inputs the solution varies.




Figure 4: Multi-Scale Decomposition based Fusion Techniques




Figure 5: Hierarchical Image Merging Scheme based on Decomposition

IV. RESULTS AND DISCUSSION

Local contrast, saturation, exposedness and saliency are the four most quality measures used in fusion approaches (figure5). To measure each inputs local variation *Local contrast weight map* is used. To adapt the chromatic information *Saturation weight map* is

used which enables the algorithms by boosting up the luminance of highly saturated regions [7]. To measure the degree of an exposed pixel *Exposedness weight map* is used. To identify the degree of a local visual conspicuity *Saliency weight map* is used by displaying visually attractive areas of an image.

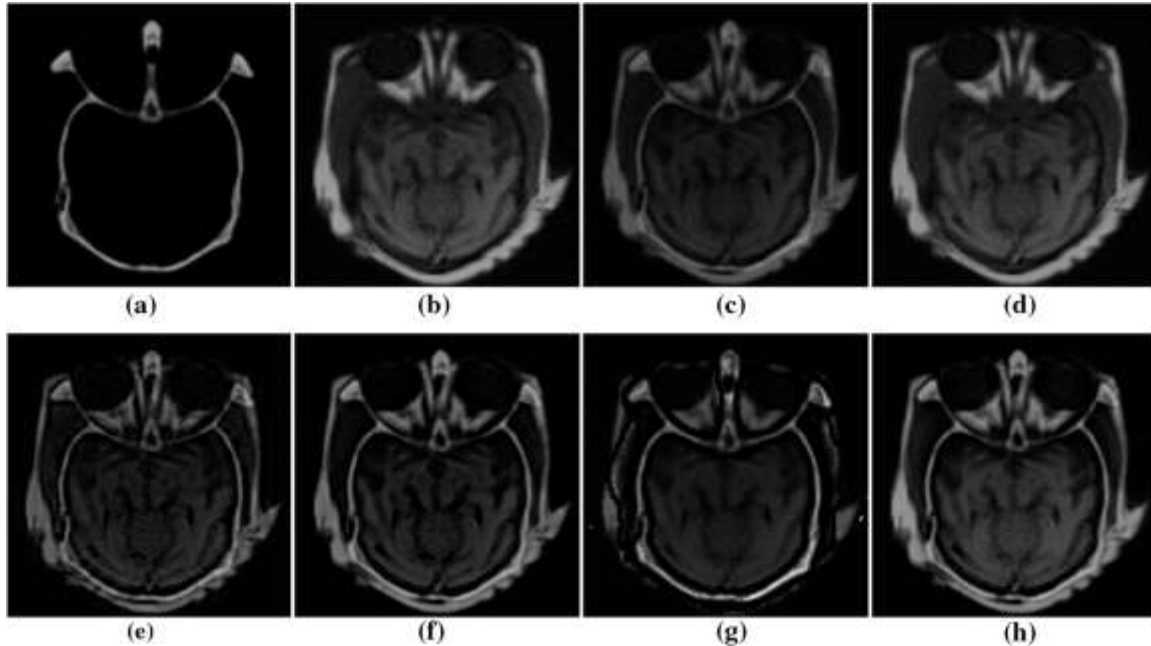


Figure 6: Fusion results by reducing the high frequencies by smoothing the input signals




Figure 7: Image Decolourization based on Laplacian Pyramid

Most of the tone mapping methods aims to develop a LDR depiction from a high dynamic range (HDR) image by reducing the WDR (Wide Dynamic Range) [6]. To measure the applications that are mentioned in the series of sections, the output of the multi-scale fusion is compared with the results of single-scale fusion (figure7). A very important picture editing

V. CONCLUSION

In this, the single-scale fusion approximation is introduced to the multi-scale fusion depending upon the *Laplacian decomposition*. The most critical components of the traditional Multi-scale fusion help to describe why Multi-scale fusion performs well

task is the *Image compositing* which deals with the problem of combining the component images to develop an integrated composite image. Image fusion technique is also applied in the medical field for integrating multi-model images to single result that has more information.

before the Single-scale fusion was introduced. Single-scale fusion is complex when compared to native fusion result. But the extensive quantitative and qualitative solutions explain that the fusion method has the merit to establish similar high quality results as that of the multi-scale fusion approach.

REFERENCES

1. L. K. Choi, J. You, A.C. Bovik, "Referenceless prediction of perceptual fog density and perceptual image defogging", *IEEE Trans. Image Process.*, vol.24, no. 11, pp. 3888-3901, Nov. 2015.
2. M. Aubry, S. Paris, S. W. Hasinoff, J. Kautz, F. Durand, "Fast local laplacian filters: Theory and applications", *ACM Trans. Graph. (SIGGRAPH)*, vol. 33, no. 5, 2014.
3. A. P. James, B. V. Dasarathy, "Medical image fusion: A survey of the state of the art", *Inf. Fusion*, vol. 19, pp. 4-19, Sep. 2014.
4. A. C. Bovik, "Automatic prediction of perceptual image and video quality", *Proc. IEEE*, vol. 101, no. 9, pp. 2008-2024, Sep. 2013.
5. H. Yeganeh, Z. Wang, "Objective quality assessment of tone-mapped images", *IEEE Trans. Image Process.*, vol.22, no. 2, pp. 657-667, Feb. 2013.
6. C. O. Ancuti, "Single image dehazing by multi-scale fusion", *IEEE Trans. Image Process.*, vol. 22, no. 8, pp. 3271-3282, Aug. 2013.
7. S. Li, X. Kang, J. Hu, "Image fusion with guided filtering", *IEEE Trans. Image Process.*, vol. 22, no. 7, pp. 2864-2875, Jul. 2013.