

Image & Video Transmission through OFDM Channel and Noise Estimation and Removal for Wavelet Transform Analysis

Miss. Sonal Mohanrao Patil, Prof.V.P.Kaduskar

Department of Electronics Engineering, Bharati Vidyapeeth Deemed University college of Engineering Pune, India

Abstract - In Communication Channel many application they are implement on Data (Text, Image, Audio and Video) Transmission on Packetization Process. In FDMA they are implementing on Audio and Video Transmission Process done. In an OFDM device, because of channel fading, simplest a sub set of companies are usable for a success statistics (image, video) transmission. If the channel nation records is available on the Transmitter, it's miles viable to take a proactive selection of mapping the descriptions optimally onto the best subcarriers and discard on the transmitter itself the ultimate descriptions, which would had been in any other case dropped at the receiver due to unacceptably excessive channel errors. In Our mission; we gift an energy saving method to transmission of discrete wavelet transformation based totally compressed picture frames over the OFDM channels. Based on one-bit channel kingdom statistics on the transmitter, the descriptions so as of descending priority are assigned to the presently proper channels. So one can reduce the machine energy consumption, the mapped descriptions onto the awful sub Channels are brought to the transmitter. In Our Project We are implement on real time Image transmission and real time video which have different frames and that frame transmission on OFDM Channel through Packetization on Successful Data Transmission with More Energy Saving. In this Project we implement on Different Modulation and Different Channel SNR ratio over DWT based carrier modulation.

Keywords — Orthogonal frequency division multiplexing (OFDM) system, fading broadcast channel, energy saving, Image processing, Channel estimation, MATLAB 2013

I. INTRODUCTION

Orthogonal Frequency Division Multiplexing (OFDM) is advanced multi-bearer tweaks conspire that develops the idea of single

subcarrier adjustment by utilizing different subcarriers inside a similar single channel. As opposed to Transmit a high-price move of information with a solitary subcarrier, OFDM makes utilization of a substantial number of firmly divided Orthogonal subcarriers which are transmitted in parallel. Each subcarrier is adjusted with a routine computerized tweak plan, (for example, QPSK, 16QAM, and so on.) at low image rate. Be that as it may, the mix of numerous subcarriers empowers information rates like routine single-transporter regulation plans inside proportional transmission capacities.

In existing system we are using OFDM-FFT and CDMA based systems.

Dis-Advantages

- Due to boom in image length, there's a discount in delay unfold. Addition of defend band nearly eliminates the ISI and ICI inside the gadget but the no of carriers utilized will be increased by upto 25%.

In proposed system we are using,

- BPSK, QPSK Modulation on 15 and 40db SNR Using MSE, PSNR and Energy Saving Calculation
- DWT based carrier modulation

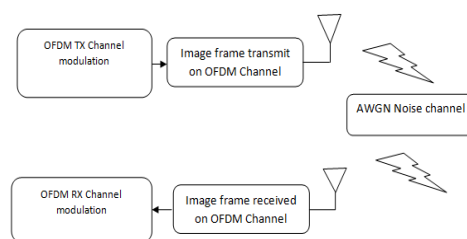


Fig1:OFDM system over noisy and fading channels.

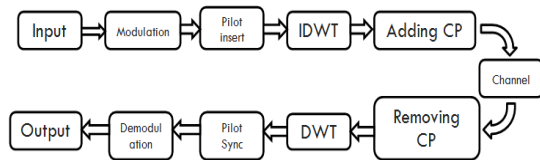


Fig2: DWT based OFDM system.

Advantages:

- No cyclic prefix added as that of FFT based data transmission.
- Carrier interference and delay estimation is low.
- The ISI and ICI in the system can be increased without addition of the guard symbol interfacing.

Application:

- High transmission quotes over wire line and wireless channels with safety from multipath fading
- Predicted technique in fourth Generation (4G) mobile phones
- Ideal for bandwidth hogging applications like Video Conferencing, DAB, DVB, etc
- Multiuser capacity possible using MC-CDMA

II.REVIEW OF LITERATURE

A. IMPROVED PERFORMANCE IN IMAGE TRANSMISSION WITH OFDM

Orthogonal Frequency Division Multiplexing is the fast correspondence framework in remote correspondence. The new plan proposed is to enhance picture transmission by utilizing orthogonal recurrence division multiplexing framework over AWGN channel. One of the real issues of OFDM frameworks is that the composite transmit flag can show a high PAPR. The execution of the PAPR is enhanced by the decrease procedures of Selective Mapping and Partial Transmit Sequence. Recreation is performed utilizing MATLAB

Orthogonal Frequency Division Multiplexing is the rapid correspondence framework in remote correspondence. The new plan proposed is to enhance picture transmission by utilizing.

B. EFFICIENT COMPRESSION OF IMAGE BY LIFTING BASED TECHNIQUE

Pictures contain a lot Of records that requires a lot garage room,, substantial Transmission transfer speeds and long transmission times. Along these lines it is worthwhile to pack the Picture with the aid of putting away just the essential records predicted to breed the picture. Picture pressure is critical for some applications that include tremendous information stockpiling, transmission and recovery, for example, for mixed media, archives, videoconferencing, and restorative imaging. Uncompressed pictures require extensive capacity limit and transmission data transmission. The target of picture pressure strategy is to diminish excess of the picture Facts with a particular quit purpose to have the capacity to save or transmit data in a productive frame. This outcomes in the diminishment of record size and Allows extra snap shots to be put away in a given degree of plate or reminiscence space In misfortune pressure, the first flag can't be precisely reproduced from the packed information. The reason is that, a great part of the detail in a picture can be disposed of without incredibly changing the presence of the picture. For instance consider a picture of a tree, which possesses a few hundred megabytes. In misfortune picture pressure, however fine points of interest of the pictures are lost, however picture size is definitely lessened. Misfortune picture compressions are valuable in applications, for example, communicate TV, videoconferencing, and copy transmission, in which a specific measure of mistake is an adequate exchange off for expanded pressure execution. Techniques for misfortune pressure include: Fractal pressure, Change coding, Fourier-related change, DCT (Discrete Cosine Transform) and Wavelet change. In this examination another and extremely skillful picture pressure plan is proposed in view of discrete wavelet change that outcomes less computational many-sided quality with no yield in picture quality. The execution of the proposed calculation has been thought about with some other regular pressure benchmarks.Afew quality estimation factors like

PSNR and MSE have been evaluated to decide how well a picture is recreated regarding the reference picture.

C.BER AND PAPR REDUCT USING OFDM

BER and PAPR lessening in OFDM framework utilizing distinctive sorts of wavelet like as Symlet, Coiflet, Daubechies and so on. The Wavelet based OFDM has preferable ghasly productivity over the OFDM. The wavelet based OFDM does not required any Guard interims and no pilot tones, yet it is fundamental in regular OFDM. The diminishment of

Bit mistake rate and Peak to normal power proportion is acquired by utilizing complete wavelet based OFDM and dissemination of yield motion at transmitter individually. All wavelet based OFDM framework are required 3 dB change .The Order of wavelet is higher and it contain the substantial number of coefficients.

III.SYSTEM ARCHITECTURE

OFDM depends on a parallel information transmission conspire that lessens the impact of multipath blurring and makes the utilization of complex equalizers pointless. OFDM is gotten from the way that the computerized information is sent utilizing numerous bearers, each of an alternate recurrence and these transporters Are orthogonal to

every other, subsequently Orthogonal Frequency Division Multiplexing The recurrence separating of the bearers is picked in a manner that the regulated transporters are orthogonal and don't meddle with each other. In this paper we transmit the advanced information, OFDM information are produced By way of taking photographs within the unearthly space utilizing M-PSK, QAM, and so on, and trade over the spectra to time vicinity with the aid of taking the Inverse Discrete Fourier rework (IDFT). Considering that Inverse rapid Fourier transform (IFFT) is extra financially savvy to actualize, it's miles commonly applied. As soon as the OFDM statistics are tweaked to time flag, all bearers transmit in parallel to completely contain the on hand recurrence facts transfer ability.

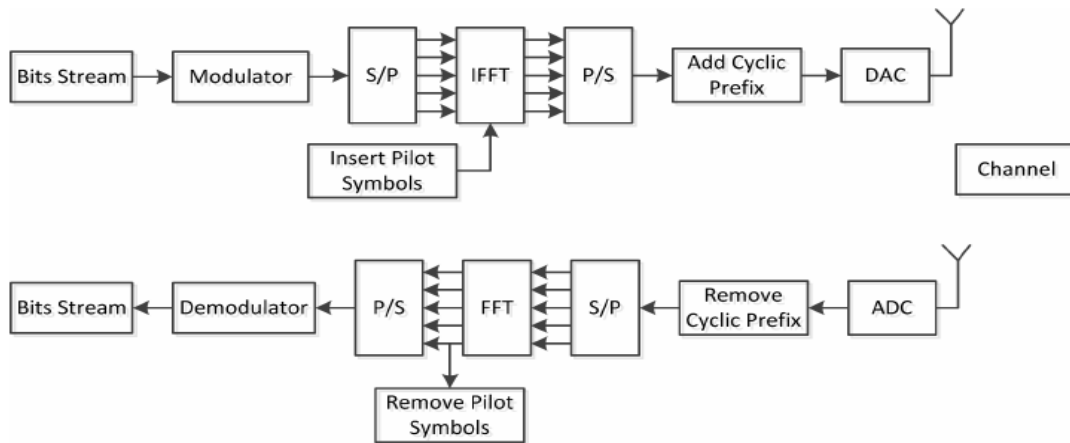


Fig3: Block Diagram of OFDM Transmission System

In image transmission through OFDM channel and noise estimation for wavelet transform analysis this project the main part is OFDM and there are four mainly sections input image, transmitter, channel and receiver.

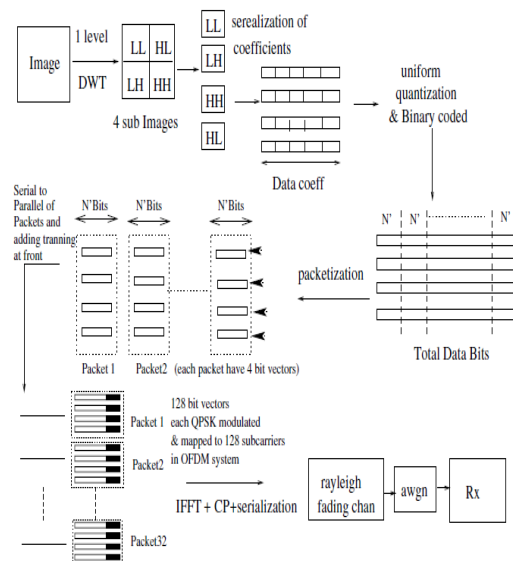


Fig4: Process during OFDM modulation

DWT is applied on input image, DWT is nothing but Discrete wavelet transform The wavelet remodel (WT) has received significant reputation in sign processing and image compression. Because of their inherent multi-decision nature, wavelet-coding schemes are particularly appropriate for packages where scalability and tolerable degradation are critical recently the JPEG committee has released its new photograph coding general, JPEG-2000, which has been based upon DWT. Wavelet rework

decomposes a signal into a set of simple capabilities. These foundation features are called wavelets.

Wavelets are received from a unmarried prototype wavelet $y(t)$ known as mom wavelet by dilations and transferring:

$$\psi_{a,b}(t) = \frac{1}{\sqrt{a}} \psi\left(\frac{t-b}{a}\right)$$

Wherein a is the scaling parameter and b is the shifting parameter.

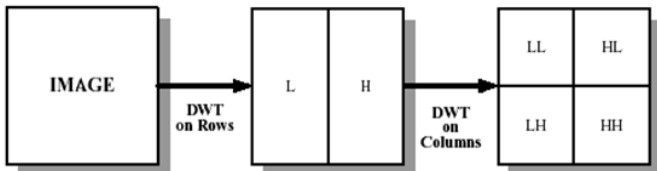


Fig5: DWT process

OFDM parameters:

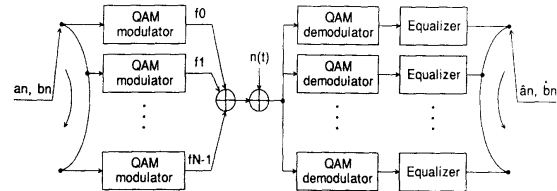
OFDM is orthogonal frequency division multiplexing having some parameters in this paper first we should add the OFDM parameters that is input image, IFFT size , number of carriers, digital modulation method signal top energy in clipping in dB and sign to noise ratio in dB. The input image should be selected which is 8 bit grayscale bitmap file (*.bmp).we can select the IFFT size minimum 8 and integer of a A power of two. Wide variety of carriers is not greater than ((IFFT size)/2-2).we can choose the digital modulation method BPSK, QPSK, 16PSK, 256PSK any type.

OFDM modulation and demodulation:

The OFDM is a multi-service modulation wherein carriers are frequency spaced A a couple of of $1/T$, in which T is the modulation

period, and it is characterized by an overlap of the spectrum of the signals transmitted on different carriers.

A possible OFDM modulator could be the following:



The fig shows symbol stream, codified in-phase and in-quadrature components (a_n , b_n) is cyclicly multiplexed on N branches containing a QAM digital modulator. The output of the k -th modulation branch is an **M-QAM signal**, modulated on carrier frequency f_k which is orthogonal to each other. In this way it is possible, at the receiver, to recover the symbol streams transmitted in every branch and to rebuild, after a de-multiplexing operation, the original symbol stream.

OFDM modulation transmitting signal:

Every QAM modulator has an assigned constellation that can be equal in every branch.

Given and , polar coordinates of the transmitted symbol in the QAM constellation relative to the k -th carrier in the interval $[(j - 1)T, jT]$, the transmitted signal can be written as:

$$s_k(t) = \sum_{j=-\infty}^{+\infty} r_{jk} \cos(2\pi f_k(t - jT) + \varphi_{jk}) \Pi(t - jT)$$

Signal transmitted by the k -th carrier

Where,

$$f_k = f_0 + \frac{k}{fo T} \text{ fundamental frequency}$$

$$s(t) = \sum_{k=0}^{N-1} s_k(t)$$

Signal transmitted on the channel

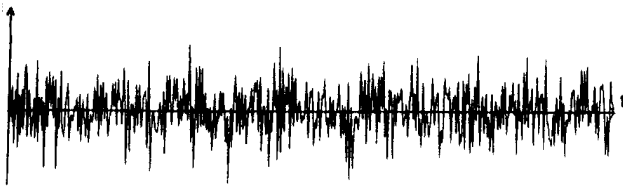
$$\Pi(t) = \begin{cases} 1, & 0 \leq t < T \\ 0, & \text{altrimenti} \end{cases}$$

Rectangular pulse

Where, N is number of sinusoidal carrier

The signal transmitted on the channel is a summation of a huge number of sinusoidal carriers, modulated with arbitrary phase and amplitude.

The result, in the time domain, is a noise-like signal.



The duration T of an OFDM modulation impulse is fixed and it's ex

$$T = \frac{Na}{D} = NT_s$$

Where,

- D is the source bit-rate;
- a is the number of bit for each transmitted symbol;
- T_s is the duration time of a symbol (N multiplexed symbols are transmitted in the duration time of an OFDM modulation pulse)

The OFDM signal transmitted on the channel can be obtained by the following steps:

- computing the Inverse FFT (IFFT) on a set of symbols transmitted in a modulation period T
- performing the **digital-to-analog conversion** (D/A) of the signal obtained in the previous step.

In fact a **sequence** $s(n)$ is generated by using an **IFFT operation** performed on the set of symbols transmitted in the modulation period T , with a number of samples N_{FFT} (generally it is a power of 2).

OFDM Demodulator:

In the following figure a possible **modulator/demodulator** schematic is shown. The demodulator is based on the **orthogonality** of the carriers. It is composed by a **bench of demodulators with matched filter** used both for in-phase and in-quadrature components.

To have a correct demodulation process, **other two conditions**, which are considered guaranteed for simplicity, **are necessary**:

- **strict synchronization on the carrier** (coherent demodulation);

- **strict synchronization of the clock** on the receiver side (clock recovery)

IV. COMPARISON BETWEEN OFDM AND CDMA GRAPH

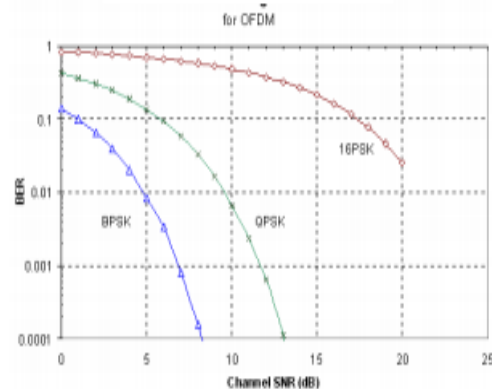


Fig6. BER vs SNR for OFDM using BSPK, QPSK and 16PSK

BER receives rapidly bad because the SNR drops underneath 6 dB. However, BPSK permits BER to be improved in a loud channel, at the price of transmission facts capability. The use of BPSK the OFDM transmission can tolerate SNR >6-8 dB. If a low noise hyperlink and SNR >25 dB, 16PSK mapped OFDM can growth the transmission facts ability.

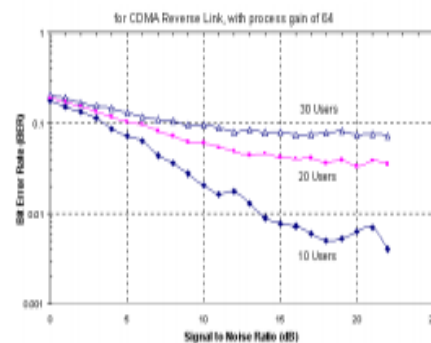


Fig7. BER verses the radio channel SNR for the reverse link of a CDMA system.

The noise overall performance of the CDMA opposite hyperlink indicates that the BER rises because the SNR of the channel worsen. Because of the excessive level of inter-person interference. The BER of each of the strains (10, 20, 30 customers) methods around the same BER at a SNR of 0 dB. At zero dB the powerful noise of the channel is the same as adding 60 users to the cell, therefore the difference among 10, 20 and 30 users move towards becoming inconsequential insignificant. The BER

may be very terrible for greater than 10 users irrespective of the channel SNR. But, for 10 customers the BER becomes greater than the 0.01 (SNR of ~14 dB), which is the maximum BER that may be usually tolerated for voice communications

V . RESULTS

The result of this system is as shown in the following diagrams. These are image patterns which are received at receiver end.

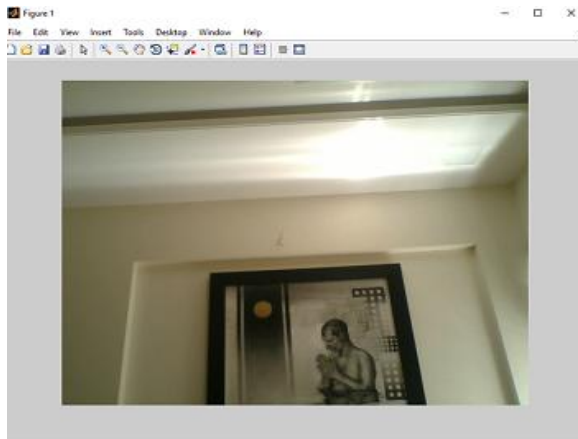


Fig8.Input Image

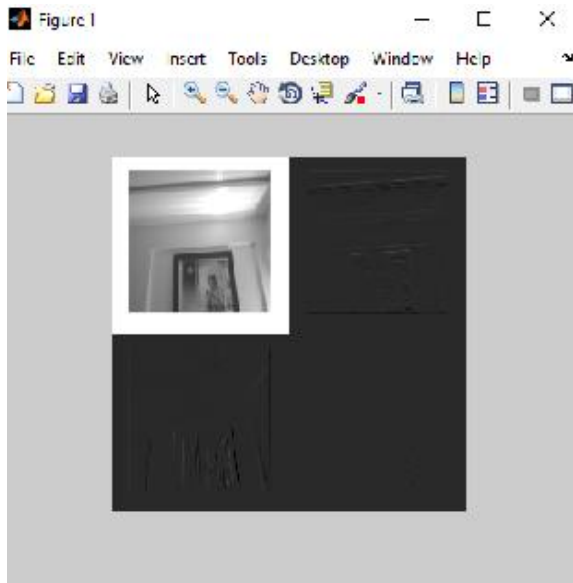


Fig9.Input Image with DWT process

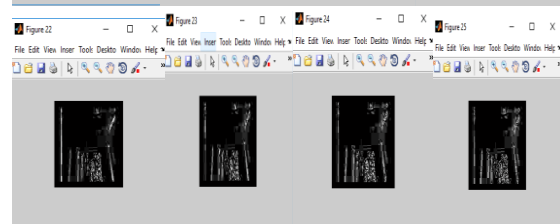
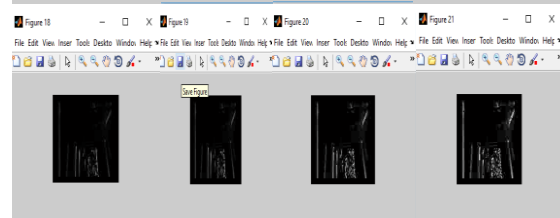
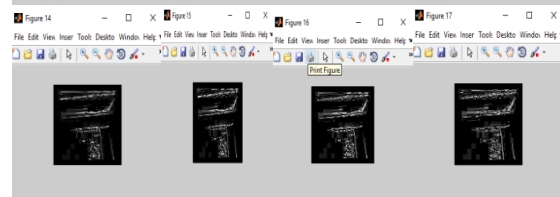
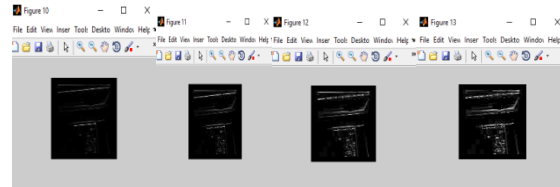
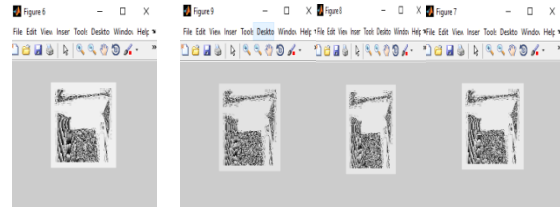
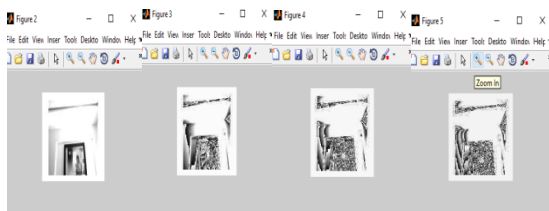


Fig10. Image patterns received at receiver end

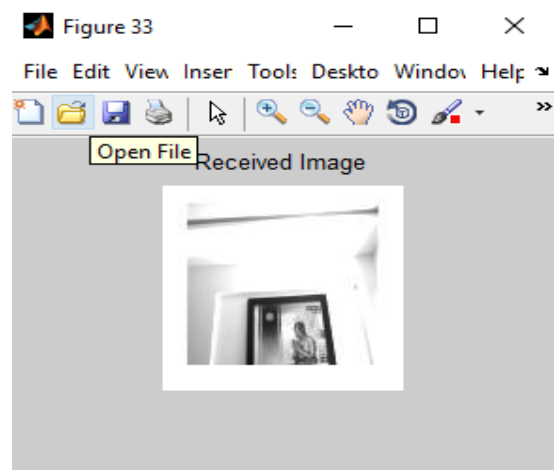


Fig11. Received Image

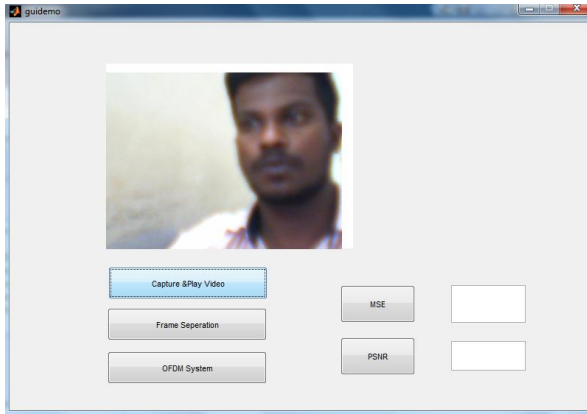


Fig12. Input video




Fig13. Input video is converted into frames

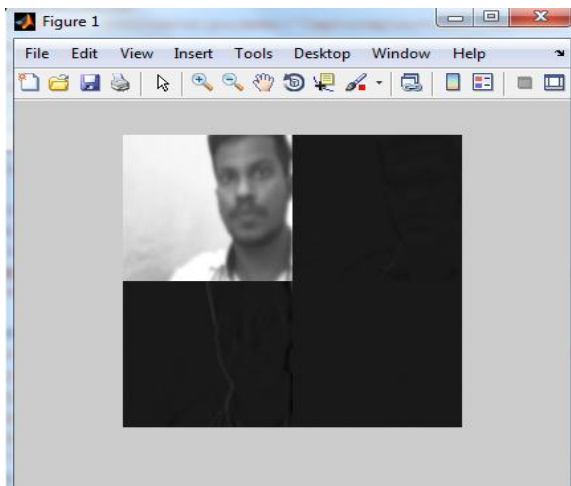


Fig14.DWT process image

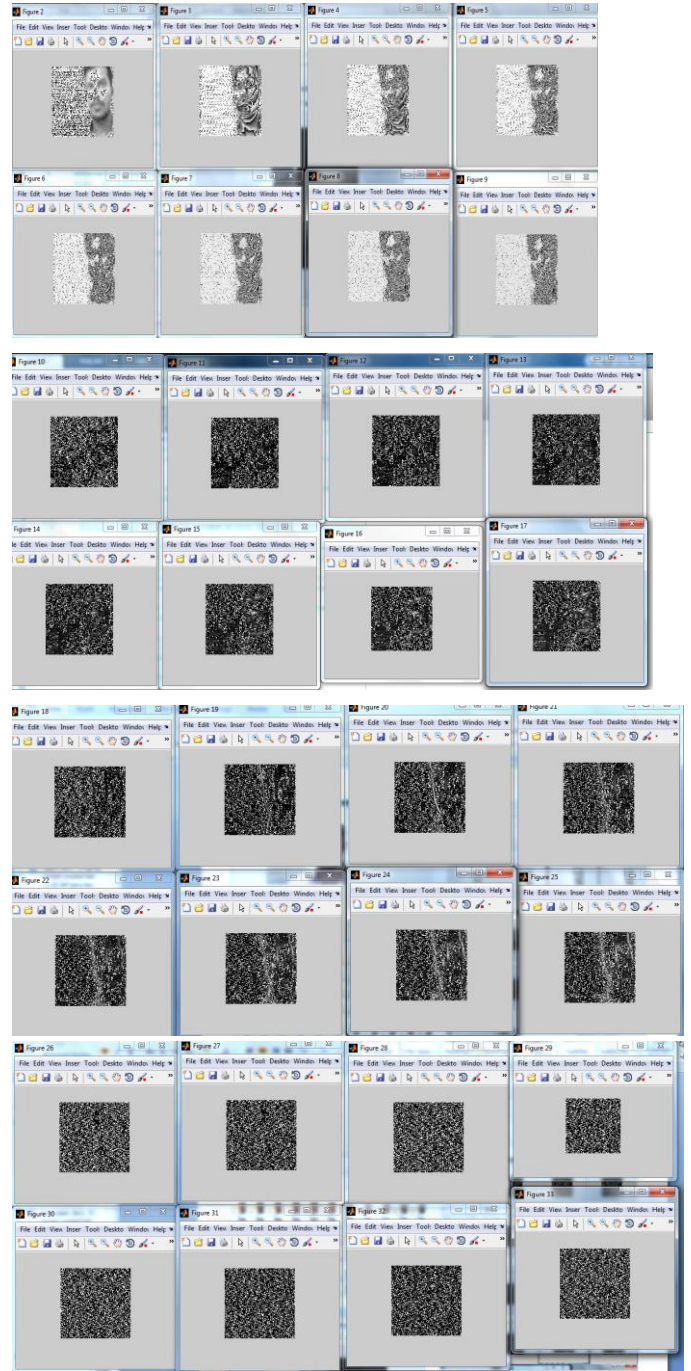


Fig15. Image patterns received at receiver end

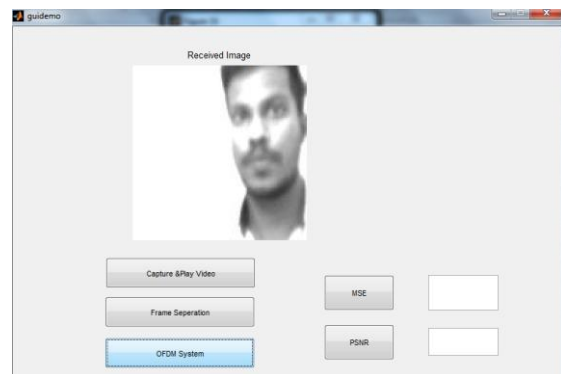


Fig16. Received Image

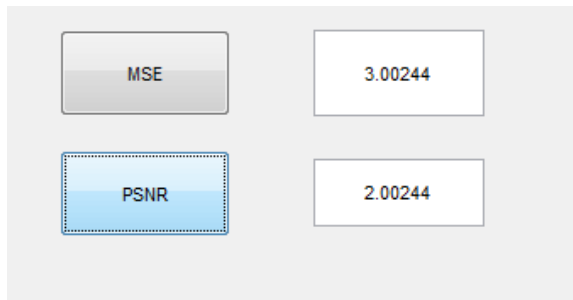


Fig17. MSE and PSNR value

VI. CONCLUSION

To Conclude Our Project Case of DWT Sub band Analysis on 32(8+8+8+8) Packetization on real time Image and real time video Transmission. Over OFDM diverts in which parallel channel state Data is available at the transmitter, yet retransmission is not allowed. We propose an essentialness saving strategy, where the compacted coefficients are planned in plunging solicitation of need and mapped over the channels starting with the considerable ones In this Project We Implemented Results on Energy setting something aside for 16 PSK is Compared to QPSK methodology of Previous is better The coefficients with diminish significance organize, that are no doubt mapped over the dreadful channels, are discarded on the transmitter to save quality without huge loss of social affair quality. In Our Project we given relationship for BPSK/QPSK/16PSK Modulation on different SNR extent on 15 and 40db with MSE and PSNR Comparison on MATLAB Simulation happens.

ACKNOWLEDGMENT

I would like to express my deepest gratitude to Prof. V.P.Kaduskar for his excellent guidance and his precious comments.

REFERENCES

- [1] Yen-Chi Lee, Joohee Kim, Yucel Altunbasak, and Russel M. Mersereau, "Layered coded versus various depiction coded video over mistake inclined systems," in *Signal Processing Image Communication*, 2003, vol. 18, pp. 337–356.
- [2] Y. Li and G. L. Stueber, *Orthogonal recurrence division multiplexing for Wireless Correspondences*, Springer, 2005.
- [3] S.Weinstein and P. Ebert, Data transmission by recurrence division multiplexing utilizing the discrete Fourier transform, *IEEE Transactions on Communication Technology*, vol. 19, no. 5, pp. 628–634, October 1971
- [4] M. K. Lakshmanan and H. Nikookar, "A survey of wavelets for computerized remote correspondence," *Journal on Wireless Personal Communication*, vol. 37, no.3-4, pp. 387-420, Springer, May 2006.
- [5] C. Christopoulos, A. Skodras, and T. Ebrahimi, "The JPEG2000 still picture coding framework: A review," *IEEE Trans. Customer Electron*, vol. 46, no. 4, pp. 1103–127, Nov. 2000.
- [6] Kiani, A.; Baghersalimi, G.; Zanj, B., "Execution evaluation of DFTOFDM and DWTOFDM frameworks within the sight of the HP nonlinearity," *Telecommunications (ConTEL), Procedures of the 2011 eleventh International Conference on*, vol., no., pp.273, 278, 15-17 June 2011.
- [7] Al-Hinai, N.; Neville, K.; Sadik, A.Z.; Hussain, Z.M., "Packed picture transmission over FFT-OFDM: A similar review," *Telecommunication Networks and Applications Gathering, 2007. ATNAC 2007. Australasian*, vol., no., pp.465, 469, 2-5 Dec. 2007,doi: 10.1109/ATNAC.2007.4665272 .
- [8] Y. Li, "Pilot-image supported divert estimation for OFDM in remote frameworks," *IEEE Trans. Veh. Techn*, vol. 49, no. 4, pp. 1207–215, June 2000.
- [9] Sharma, A.; De, S.; Gupta, H.M., "Vitality proficient transmission of DWT picture over OFDM blurring channel," *Communication Systems and Networks (COMSNETS), 2011 Third Global Conference on*, vol., no., pp.1.7, 4-8 Jan. 2011.
- [10] Y. S. Chan, P. C. Cosman, and L. B. Milstein, cross-layer differing qualities procedure for multicarrier OFDM interactive media systems," *IEEE Trans. Picture Proc.*, vol. 15, no. 4, pp. 833–847, Apr. 2006.
- [11] J. McEliece and W. E. Stark, "Channels with square impedance," *IEEE Trans. data. Hypothesis*, vol. 30, no. 1, pp. 44–53, Jan. 1984.
- [12] T.S.Gagandeep* et al. /(IJAEST) *International Journal of Advanced Engineering Sciences and Technologie* Vol No. 9, Issue No. 1, 061 – 067.
- [13] R. Knopp and P. A. Humblet, "On coding for square blurring channels," *IEEE Trans. data. Hypothesis*, vol. 46, no. 1, pp. 189–205, J.